2016 Edition (CHOSEOK Rev.4)

GLOBAL LEADER

CHOSEOK STEEL

초석강재(주)

CHOSEOK STEEL CO.,LTD

Contents

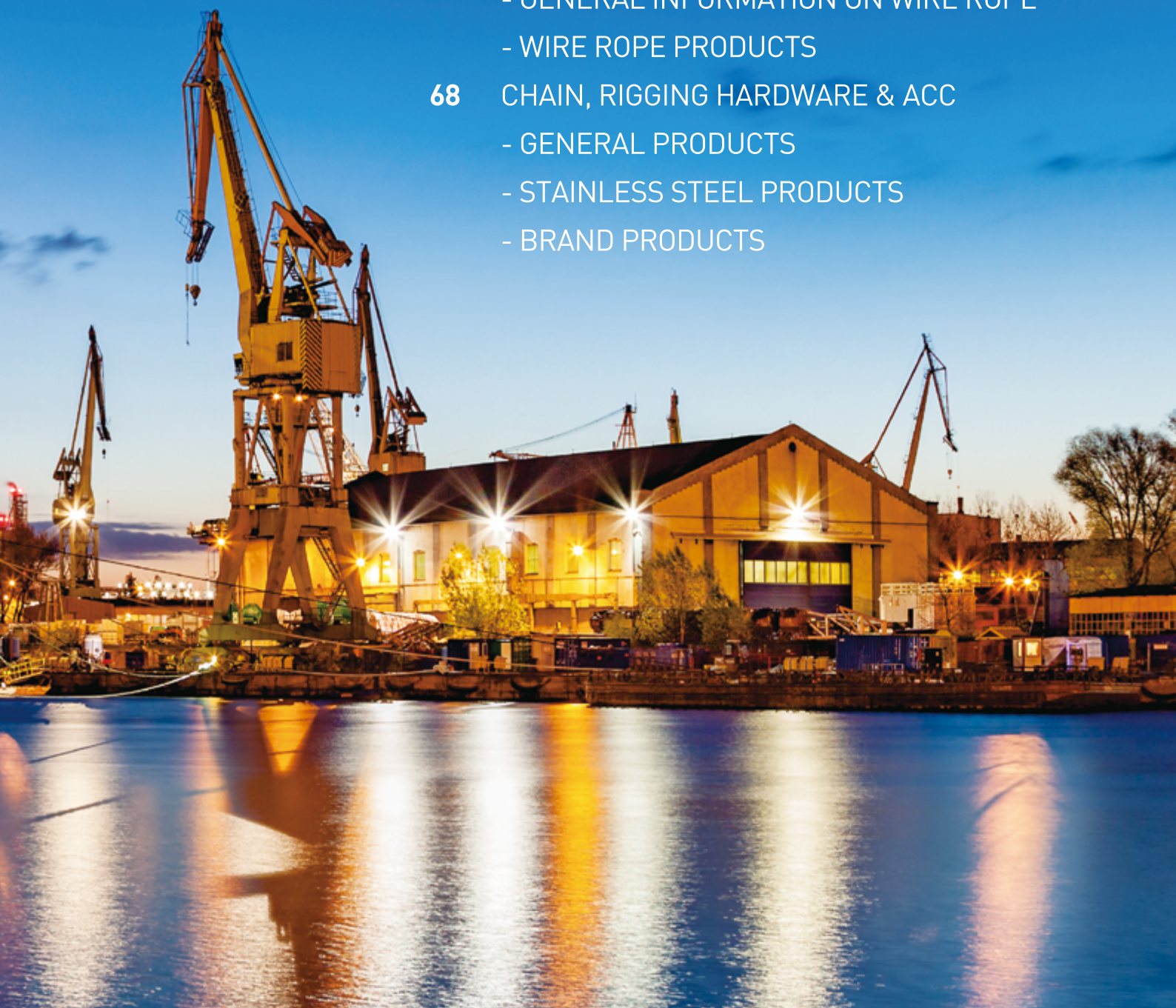

Introduction

Welcome to CHOSEOK!!

Choseok Steel Co., Ltd. composed of experienced staff in the field of wire ropes and rigging hardware, is one of the most reliable companies engaging in export and domestic supply for a long time.

As a variety of industries have developed in the world, steel wire ropes and rigging hardware have also seen many changes in its use, resulted in the difficulty of quality control.

Taking these circumstances into consideration, we have been dedicated to differentiate business operation, increase competitive power, and suit the customer's convenience.
Additionally, we made an attempt to separate production from selling and furthermore classify production by main or cooperative customer according to its characteristic.

With utmost efforts, we obtained more excellent results than other companies in reducing product cost, improve quality, and shorten the time limit for delivery.

As your partner, we will try our best for the mutually beneficial relationship with you, placing ourselves in customer's place and fully satisfying their requirements.

May 1st, 2016

Sincerely yours,
B. H. Choi. / C.E.O
Choseok Steel Co., Ltd.

History of CHOSEOK

1986

06 초석철강(주) 설립(일본 Nikko 社 지분참여)
일본 Kawasho 社 및 독일 Hoesch 社와 와이어로프 독점판매계약
Company established, Nikko (Japan) joined as share holder
Exclusive distributor for Kawasho (Japan) and Hoesch (Germany)

1988

06 동방금속공업(주) Stainless steel wire rod 국내 대리점 계약
Distributor for Dongbang Stainless Steel

06 경남 양산 소주공단내 와이어로프 생산공장 가동
Started steel wire rope producution in Kyungnam Yangsan

1996

초석강재 주식회사(상호변경)
Changed firm name to Choseok Steel Co.,Ltd



2001

11 우수 수출업체 대통령 표창(2회 연속)
Won the Export Tower Award

2006

12 와이어로프 및 부속품에 대한 ISO9001:2000취득
Acquired ISO9001:2000

2009

11 경기도 안산시 상록구 장상동 본사 및 매장 이전
Opened Ansan distribution center

2010

11 중소기업청 기업혁신형 중소기업(INNO-BIZ) 확인서 획득
Acquired Innovation enterprise certificate

12 와이어로프 및 부속품에 대한 ISO9001:2008 취득
Acquired ISO9001:2008

2015

11 본사 및 매장 확장
Expansion of headoffice and warehouse

Products Related to Industry

WIRE ROPE

CHOSEOK STEEL

Typical wire rope constructions

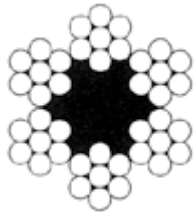
6 x 7 + FC


6 x 12 + 7FC


6 x 24 + 7FC


6 x 30 + 7FC


6 x 19 + FC


6 x 19 + IWRC


6 x S(19) + FC


6 x W(19) + FC


6 x S(19) + IWRC


6 x W(19) + IWRC


6 x WS(26) + FC


6 x Fi(25) + FC


6 x WS(26) + IWRC


6 x Fi(25) + IWRC


6 x WS(31)+ FC


6 x Fi(29)+ FC


6 x SeS(37) + FC


6 x WS(31) + IWRC


6 x Fi(29) + IWRC


6 x SeS(37) + IWRC


6 x 37 + FC


6 x 37 + IWRC


6 x WS(36) + FC


6 x WS(36) + IWRC


6 x Fi(41) + FC


6 x Fi(41) + IWRC


18 x 7


19 x 7


35 x 7


35W x 7

Typical wire rope constructions


4 x Fi(29) + FC


8 x S(19) + FC


8 x S(19) + IWRC


8 x W(19) + FC


8 x W(19) + IWRC


8 x Fi(25) + FC


8 x Fi(25)+ IWRC


7 x 7 x 7


7 x 7 x 19

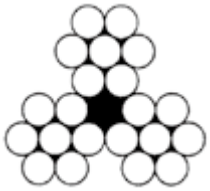
3 x 7


6 x S(19)C + FC


6 x WS(26)C + FC

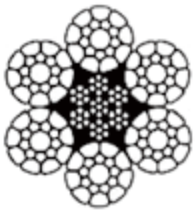
6 x S(19)C + IWRC


6 x WS(26)C + IWRC


6 x WS(31)C + FC


6 x WS(36)C + FC


6 x WS(31)C + IWRC


6 x WS(36)C + IWRC


19 x 7C


35W x 7C

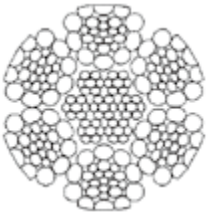
6 × WS(26)S+IWRC

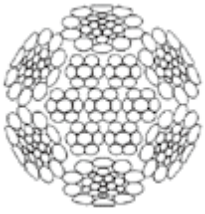
6 × WS(26)SS+IWRC

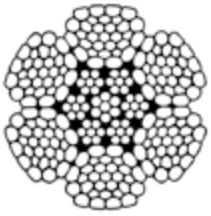
6 × WS(31)S+IWRC

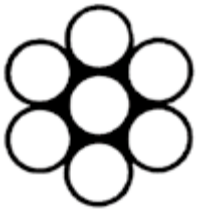
1 x 7


1 x 12


1 x 19


1 x 37


7 x 7


7 x 19


6 x 19W + WSC

General information on wire rope

Name of the parts composing wire rope

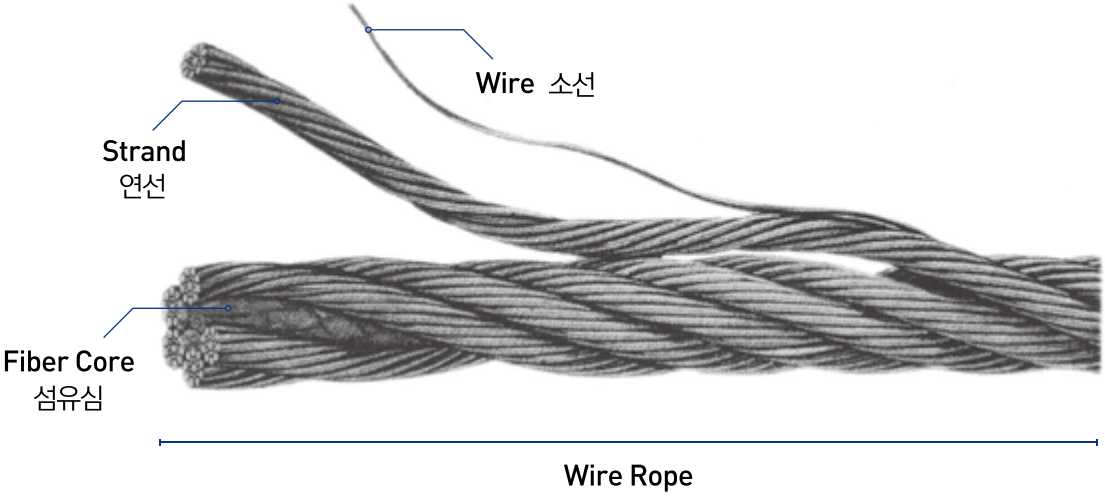

Lays of wire rope

The lays of wire ropes, with few exceptions, are roughly divided into two kinds – Lang's lay and regular lay. Regular lay ropes are easy to handle, have greater resistance to rotation and less kink phenomenon in use. Lang's lay rope offers a better wearing surface when in use and can be expected to serve for a longer period, more flexible and fatigue resistance.

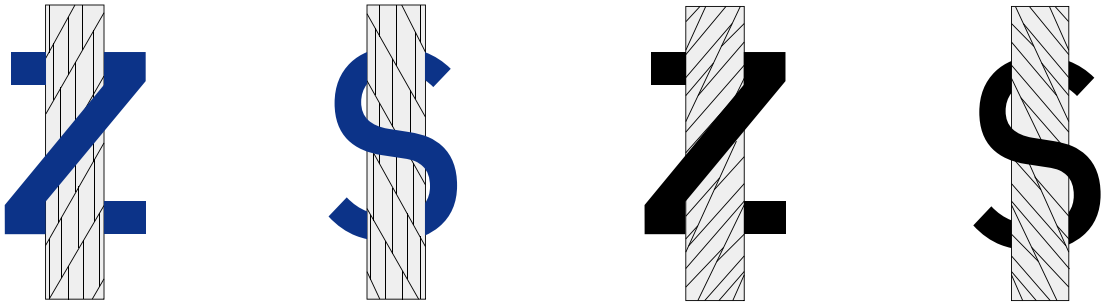

right hand regular lay | left hand regular lay | right hand Lang's lay | left hand Lang's lay

How to measure wire rope's size

The size of a wire rope is the diameter of the circle which encloses all of the wires. The correct method is to measure over any pair of opposite strands.

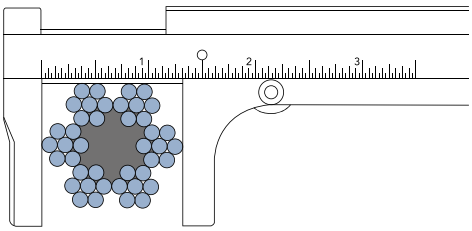

Correct

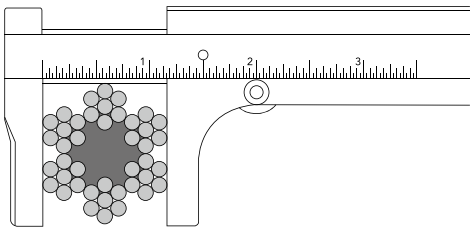

Incorrect

Cores for wire ropes

Steel core

IWRC (Independent wire rope core)
The main core is an independent wire rope, normally having the construction 7x7.

IWSC (Independent wire strand core)
The main core is an independent wire strand, normally having the same construction as the outer strands of the rope.

Fiber core

Fiber cores are stranded and comprised of either natural fibers such as sisal, hemp, jute and cotton, or synthetic fibers such as polyamide, polyethylene and polypropylene.

Preformed ropes

Preforming is a method for lessening the springiness of the rope by giving each strand and wire a form in advance. Ropes made through this method are called preformed ropes. The strands and wires do not fall apart even when the rope is cut.

Lubrication

Lubrication reduces internal friction of the wires and strands and protects against corrosion.
Grease is applied to all ropes.
If special lubricants are required then must be specifically stated at time of ordering.

Sheave and drum

When a rope is bent around the sheave or drum, individual wires in the strand are subjected to bending stress and repeated bending fatigue.
To obtain a smooth operation and longer life for the wire rope line, it is necessary to keep the diameter of sheave and drum above the recommendable figures of the table and to keep the surface of the grooves sharp and smooth.

Minimum diameter of sheave and drum (D : wire rope dia.)

Construction	Min. dia.	Recommendable dia.
6x7	45xD	70xD
6x19	30xD	45xD
6x37	20xD	30xD
6xS(19)	33xD	50xD
6xFi(25)	26xD	39xD
6xFi(29)	24xD	35xD
8xS(19)	27xD	40xD
18x7	35xD	50xD

Grades of rope's wire

Our wire ropes are made of steel wires classified into following tensile strength grades to meet various requirements according to the applications.

Grade 135 kg/㎟ : Special grade to meet requirement of hoisting ropes on traction elevators.

Grade 150/160 kg/㎟ : Galvanized wires coated with zinc through hot dip process for protection against corrosion.

Grade 165 kg/㎟ : Ungalvanized and drawn galvanized wires for general purpose wire ropes.

Grade 180 kg/㎟ : Ungalvanized high tensile grade wires for general purpose wire ropes.

Grade 195 kg/㎟ : Extra high tensile grade is used in the manufacture of wire rope where ultimate breaking strength is required.

Unloading and storage

Unloading

Ropes should be unloaded from trucks, trailers, railway cars, etc.. with care. Never drop the reel, such action can fracture or separate reel drum from the reel flanges. The best way for lifting a reel of rope is to place a bar or heavy pipe through the central hole of the reel and connect by slings to a suitable hoist. If hoist is not available, improvise a ramp of heavy planks or trestles and roll the reel down, keeping under control throughout this procedure.

Storage

Unwrap and examine the rope immediately after delivery. Apply a fresh coating of rope dressing if necessary. Rewrap rope and store under cover in a clean dry area. Keep the reel off the ground by steel or timber cribbing. Avoid storage on cinder fill. Examine the rope periodically and renew dressing as required.

Unreeling and uncoiling

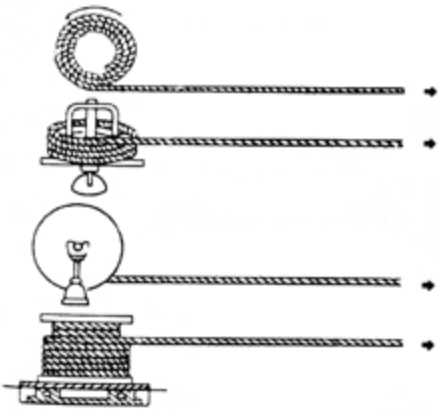

CORRECT WAY

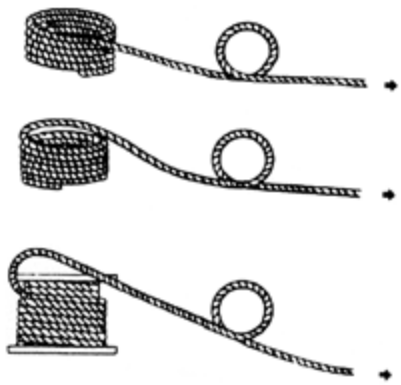

INCORRECT WAY

Winding method of drum or winch

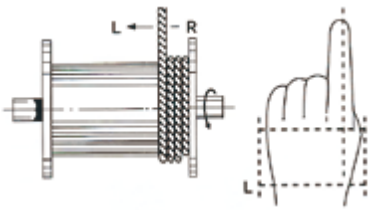

Overwind Right to Left, Use Left Lay Rope

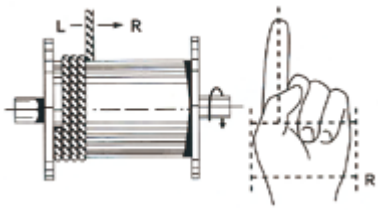

Underwind Left to Right, Use Left Lay Rope

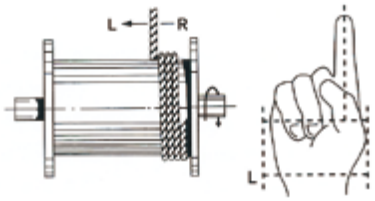

Underwind Right to Left, Use Right Lay Rope

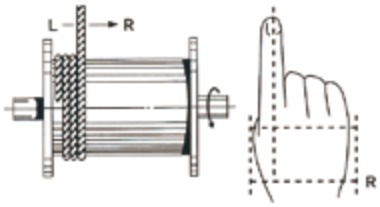

Overwind Left to Right, Use Right Lay Rope

Lubricating methods

Below are illustrated some simple methods of lubricating ropes externally while in use. There are of cause other lubricators and cleaning devices available commercially, and still others which can readily be fabricated in a plant or local workshop.

Brush Application

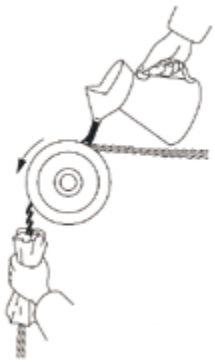

Drip and Swab Application

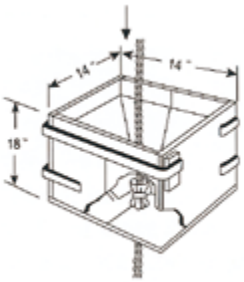

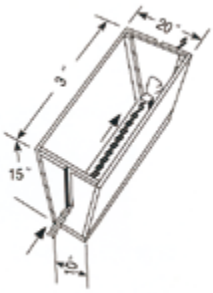

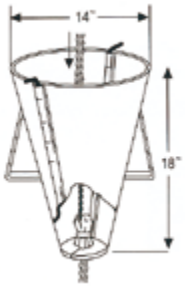

Split wooden or metal boxes.
Rope passes through burlap or similar wiper at outlet end of box.

In ordering, please specify following details.

To avoid errors, it is necessary when asking for quotations or placing orders that the required rope is accurately specified. The best procedure is to use the specification given in a previous order confirmation or invoice.

No.	Description	Example
1	Specification	FS or BSS
2	Finish	Galvanized or ungalvanized
3	Construction	6x19
4	Type of strand construction	Seale or 9/9/1
5	Core	FC or IWRC
6	Lay	RHRL or LHRL
7	Grade of steel	Improved plow steel or 160kgf/㎟
8	Diameter	5/8" or 16mm
9	Length for unit	5,000ft/reel or 200m/coil
10	Packing	On wooden reel or in coil
11	Usage	Crane or mining
12	Type of lubrication	"Dry" or "C" type

Specification applicable

Korean standard	KS
British standard specification	BSS
U.S. federal specification	FS
U.S. military specification	MIL
Australian standard specification	AS
American petroleum institute	API
Deutsche industrial norm	DIN
Japanese industrial standard	JIS
American bureau of shipping	ABS
Rules of Lloyd's register of shipping	Lloyd's
Rules of Berean Veritas of shipping	BV
American society for testing materials	ASTM
International organization for standardization	ISO

Wire ropes and wires in accordance with any other specifications will be supplied upon request.

Symbol mark of wire grade

Grade	EV	HG	A	DG	B	EG	C
Tensile strength kg/㎟	135	150	165	165	180	180	195

· EV : For elevator
· A : Ungalvanized A grade
· B : Ungalvanized B grade
· C : Ungalvanized C grade
· HG : Finally galvanized grade
· DG : Drawn galvanized grade
· EG : Extra drawn galvanized grade

Standard lubrication

Type of lubrication	Lubrication method		Suitable on wire rope	Appearance (Type of grease)	Note
No lube	No lubrication		Galv. Strand Galv. w/rope Stainless A/C		No grease
Dry	Closing	No lubrication	Galv. A/C Brake strand Galv. w/rope	Transparent (Dry)	A rust inhibiting oil is used to prevent corrosion during transit and storage. Non-tacky to hand touch.
	Stranding	Min. possible application. Very tight wipe as possible			
	Core	Little heavier than strand. Loose wipe			
A-1	Closing	No lubrication	Galv. wire rope	Yellowish Brown (petro-chem grease)	For general application of galv. wire rope (specially sling). Slightly oily to the touch.
	Stranding	Min. possible application. Tight wipe as possible.			
	Core	Little heavier than strand. No wipe			
A-2	Closing	No lubrication	Galv. / ungalv. wire rope	Yellowish Brown (petro-chem grease)	For general application of galv./ungalv. wire rope. Lightly oily to the touch.
	Stranding	Light application by dropping method. Internal lubrication is accomplished. Loose wipe			
	Core	Heavier than on strand, no wipe			
A-3	Closing	No lubrication	Galv. / ungalv. wire rope	Yellowish Brown (petro-chem grease)	For general application of ungalv. wire rope. Lightly tacky to the touch.
	Stranding	Applied during stranding by dropping method and the strand is lubricated again by running it through a bath of lubricant			
	Core	Heavy application, no wipe			
B	Closing	No lubrication	Ungalv. wire rope	Black (Asphaltum grease)	For special application of long term storage where maximum protection against corrosion.
	Stranding	Light application by dropping method. Internal lubrication is accomplished. Loose wipe			
	Core	Heavier than on strand. Loose wipe			
C	Closing	No lubrication	Ungalv. wire rope	Black (Asphaltum grease)	Lubrication set up to a medium hard consistency. Ideal for oil field construction equipment or logging use. Lightly tacky to hand touch
	Stranding	Applied during stranding by dropping method and the strand is lubricated again by running it through a bath of lubricant			
	Core	Heavy application, no wipe			
D	Closing	Heavy application. No wipe after the bath application	Ungalv. wire rope	Black (Asphaltum grease)	Wire rope valley is filled with lubrication for special purpose lubrication of ungla. wire rope where maximum protection against corrosion is desired
	Stranding	Applied during stranding by dropping method and the strand is lubricated again by running it through a bath of lubricant			
	Core	Heavy application, no wipe			
Non-tacky C & D	A special non-tacky grease is applied by the same method as in the above C and D type		Ungalv. wire rope	Black (Solid asphaltum grease)	For special purpose lubrication to meet very hard consistency under tropical climate.No wet, no drips. Dry to hand touch

6x7+FC

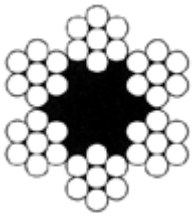

6 x 7 + FC

For marine, aerial tramway, oil well drilling and stay, etc.
Construction : 6 strands, 7 wires per strand, 1 fiber core

Diameter of rope		Minimum breaking load in metric tons				Weight per meter (kg/m)
mm	inch	HG (150kg/㎟)	DG & A (165kg/㎟)	EG & B (180kg/㎟)	C (195kg/㎟)	
3	1/8	0.53	0.60	0.66	0.71	0.04
4	5/32	0.85	0.97	1.06	1.15	0.06
5	3/16	1.34	1.52	1.65	1.79	0.09
6		1.92	2.18	2.38	2.58	0.13
6.4	1/4	2.12	2.41	2.62	2.84	0.15
8	5/16	3.42	3.88	4.23	4.58	0.24
9		4.33	4.91	5.35	5.80	0.30
9.5	3/8	4.82	5.45	5.95	6.46	0.33
10		5.34	6.06	6.61	7.16	0.37
11.2	7/16	6.70	7.60	8.29	8.98	0.47
12		7.69	8.73	9.52	10.30	0.53
12.5	1/2	8.34	9.47	10.30	11.20	0.58
14	9/16	10.50	11.90	13.00	14.00	0.73
16	5/8	13.70	15.50	16.90	18.30	0.95
18	11/16	17.30	19.60	21.40	23.20	1.20
19.1	3/4	19.50	22.10	24.10	26.10	1.35
20	13/16	21.40	24.20	26.40	28.60	1.48

6x12+7FC



6 x 12 + 7FC

For marine, running rigging, towing hawsers and engineering purposes
Construction : 6 strands, 12 wires per strand, 7 fiber cores

Diameter of rope		Minimum breaking load in metric tons		Weight per meter (kg/m)
mm	inch	HG (150kg/㎟)	DG & A (165kg/㎟)	
3	1/8	0.30	0.33	0.02
4	5/32	0.53	0.58	0.04
5	3/16	0.83	0.91	0.07
6		1.20	1.32	0.10
6.4	1/4	1.32	1.45	0.11
8	5/16	2.13	2.34	0.18
9		2.70	2.97	0.22
9.5	3/8	3.00	3.31	0.25
10		3.33	3.66	0.27
11.2	7/16	4.18	4.60	0.34
12		4.80	5.28	0.39
12.5	1/2	5.20	5.72	0.43
14	9/16	6.53	7.18	0.54
16	5/8	8.52	9.37	0.70
18	11/16	10.80	11.90	0.89
19.1	3/4	12.13	13.35	1.00
20	13/16	13.30	14.60	1.09
22.4	7/8	16.70	18.40	1.37
24	15/16	19.20	21.12	1.57
25	1	20.80	22.90	1.71
26		22.50	24.80	1.85
28	1-1/8	26.10	28.70	2.14

6x24+7FC



6 x 24 + 7FC

For Cargo handling gear,
mooring & towing purposes and for general use on board ships
Construction : 6 strands, 24 wires per strand, 7 fiber cores

Diameter of rope		Minimum breaking load in metric tons			Weight per meter (kg/m)
mm	inch	HG (150kg/㎟)	DG & A (165kg/㎟)	EG & B (180kg/㎟)	
6		1.67	1.81	1.97	0.12
6.4	1/4	1.84	1.99	2.17	0.13
8	5/16	2.97	3.21	3.50	0.21
9		3.75	4.06	4.43	0.27
9.5	3/8	4.18	4.53	4.94	0.29
10		4.64	5.02	5.47	0.33
11.2	7/16	5.82	6.29	6.86	0.42
12		6.68	7.22	7.87	0.48
12.5	1/2	7.25	7.84	8.55	0.52
14	9/16	9.09	9.83	10.71	0.65
16	5/8	11.90	12.80	14.00	0.85
18	11/16	15.00	16.20	17.70	1.08
19.1	3/4	16.90	18.40	20.10	1.21
20	13/16	18.50	20.10	21.90	1.33
22.4	7/8	23.30	25.20	27.50	1.67
24	15/16	26.70	28.90	31.50	1.91
25	1	29.00	31.30	34.10	2.08
26		31.40	33.90	37.00	2.24
28	1-1/8	36.40	39.30	42.80	2.60
30	1-3/16	41.80	45.10	49.20	2.99
32	1-1/4	47.50	51.40	56.10	3.40
34	1-5/16	54.00	58.10	63.20	3.84
36	1-7/16	60.50	65.10	70.80	4.30
38	1-1/2	67.50	72.60	78.90	4.80
40	1-9/16	74.70	80.50	87.50	5.31

6x30+7FC



6 x 30 + 7FC

For marine and engineering purposes
Construction : 6 strands, 30 wires per strand, 7 fiber cores

Diameter of rope		Minimum breaking load in metric tons		Weight per meter (kg/m)
mm	inch	HG (150kg/㎟)	DG & A (165kg/㎟)	
8	5/16	2.68	2.95	0.20
9		3.39	3.73	0.25
9.5	3/8	3.78	4.16	0.28
10		4.19	4.61	0.31
11.2	7/16	5.26	5.79	0.39
12		6.03	6.63	0.45
12.5	1/2	6.55	7.21	0.48
14	9/16	8.21	9.03	0.61
16	5/8	10.70	11.80	0.79
18	11/16	13.60	15.00	1.00
19.1	3/4	15.30	16.80	1.13
20	13/16	16.70	18.40	1.24
22.4	7/8	21.00	23.10	1.55
24	15/16	24.10	26.50	1.78
25	1	26.20	28.80	1.94
26		28.30	31.10	2.09
28	1-1/8	32.80	36.10	2.43
30	1-3/16	37.60	41.40	2.79
32	1-1/4	42.90	47.30	3.16

6x19+FC



6 x 19 + FC

For crane & hoist, oil well drilling, mine service and general engineering purposes
Construction : 6 strands, 19 wires per strand, 1 fiber core

Diameter of rope		Minimum breaking load in metric tons					Weight per meter (kg/m)
mm	inch	HG (150kg/㎟)	DG & A (165kg/㎟)	EG & B (180kg/㎟)		C (195kg/㎟)	
				Ordinary	Lang's		
3	1/8	0.46	0.50	0.53	0.54	0.59	0.03
4	5/32	0.81	0.88	0.94	0.96	1.04	0.06
5	3/16	1.27	1.38	1.46	1.50	1.63	0.09
6		1.82	1.98	2.11	2.16	2.34	0.13
6.4	1/4	2.01	2.18	2.33	2.38	2.58	0.14
8	5/16	3.24	3.52	3.75	3.84	4.16	0.23
9		4.11	4.46	4.74	4.86	5.27	0.30
9.5	3/8	4.56	4.96	5.28	5.41	5.87	0.33
10		5.07	5.50	5.86	6.00	6.50	0.36
11.2	7/16	6.36	6.90	7.35	7.53	8.15	0.46
12		7.30	7.91	8.44	8.65	9.35	0.52
12.5	1/2	7.92	8.59	9.15	9.38	10.15	0.57
14	9/16	9.93	10.80	11.50	11.80	12.80	0.71
16	5/8	13.00	14.10	15.00	15.40	16.70	0.93
18	11/16	16.40	17.80	19.00	19.40	21.00	1.18
19.1	3/4	18.50	20.00	21.40	21.90	23.70	1.33
20	13/16	20.30	22.00	23.40	24.00	26.00	1.46
22.4	7/8	25.40	27.60	29.40	30.10	32.60	1.83
24	15/16	29.20	31.70	33.70	34.60	37.50	2.10
25	1	31.70	34.40	36.60	37.50	40.70	2.28
26		34.30	37.20	39.60	40.60	44.00	2.46
28	1-1/8	39.70	43.10	45.90	47.00	50.90	2.85
30	1-3/16	45.60	49.50	52.70	48.70	58.50	3.28
32	1/1/4	51.90	56.30	60.00	55.40	66.60	3.73

6x19+IWRC



6 x 19 + IWRC

For crane & hoist, oil well drilling, mine service and general engineering purposes
Construction : 6 strands, 19 wires per strand, independent wire rope core

Diameter of rope		Minimum breaking load in metric tons					Weight per meter (kg/m)
mm	inch	HG (150kg/㎟)	DG & A (165kg/㎟)	EG & B (180kg/㎟)	C (195kg/㎟)	SC (215kg/㎟)	
6		2.00	2.00	2.39	2.58		0.14
6.4	1/4	2.20	2.43	2.63	2.84	3.04	0.19
8	5/16	3.55	3.93	4.26	4.67	5.02	0.25
9		4.60	4.95	5.50	5.94	6.38	0.31
9.5	3/8	5.00	5.50	6.00	6.48	6.97	0.35
10		5.55	6.10	6.65	7.18	7.72	0.39
11.2	7/16	6.97	7.65	8.35	9.02	9.69	0.48
12		8.00	8.79	9.58	10.35	11.13	0.56
12.5	1/2	8.70	9.53	10.40	11.23	12.10	0.60
14	9/16	10.90	12.00	13.20	14.26	15.30	0.76
16	5/8	14.20	15.60	17.00	18.41	19.80	0.99
18	11/16	18.00	19.80	21.50	23.20	24.90	1.25
19.1	3/4	20.30	22.30	24.30	26.20	28.10	1.41
20	13/16	22.20	24.40	26.60	28.70	30.80	1.54
22.4	7/8	27.90	30.60	33.40	36.10	38.80	1.94
24	15/16	32.00	35.20	38.30	41.30	44.30	2.23
25	1	34.60	38.10	41.50	44.80	48.20	2.41
26		37.50	41.30	45.00	48.50	52.10	2.61
28	1-1/8	43.50	47.90	52.10	56.30	60.50	3.02
30	1-3/16	50.00	55.00	60.00	64.80	69.60	3.47
32	1/1/4	57.00	62.50	68.00	73.70	79.20	3.95

6xS(19)+FC, 6xW(19)+FC



6 x S(19) + FC



6 x W(19) + FC

For crane & hoist, oil well drilling,
mine service and general engineering purposes
Construction : 6 strands, 19 wires per strand, 1 fiber core

Diameter of rope		Minimum breaking load in metric tons					Weight per meter (kg/m)
mm	inch	HG (150kg/㎟)	DG & A (165kg/㎟)	EG & B (180kg/㎟)	C (195kg/㎟)	SC (215kg/㎟)	
6		1.80	2.00	2.14	2.30	2.45	0.14
7	9/32	2.44	2.72	2.90	3.13	3.33	0.19
8	5/16	3.19	3.55	3.78	4.09	4.35	0.25
9		4.04	4.50	4.78	5.18	5.51	0.31
9.5	3/8	4.50	5.00	5.33	5.78	6.15	0.35
10		4.99	5.55	5.91	6.40	6.81	0.39
11.2	7/16	6.26	6.96	7.41	8.03	8.54	0.48
12		7.18	7.99	8.51	9.22	9.81	0.56
12.5	1/2	7.79	8.67	9.23	10.00	10.60	0.60
14	9/16	9.78	10.90	11.60	12.57	13.30	0.76
16	5/8	12.80	14.20	15.10	16.40	17.40	0.99
18	11/16	16.20	18.00	19.10	20.70	22.00	1.25
19.1	3/4	18.24	20.20	21.50	23.30	24.80	1.41
20	13/16	20.00	22.20	23.60	25.60	27.20	1.54
22.4	7/8	25.00	27.80	29.60	32.10	34.20	1.94
24	15/16	28.70	32.00	34.00	37.00	39.20	2.23
25	1	31.20	34.70	36.90	40.00	42.60	2.41
26		33.70	37.50	39.90	43.20	46.00	2.61
28	1-1/8	39.10	43.50	46.30	50.20	53.40	3.02
30	1-3/16	44.90	50.00	53.20	57.60	61.30	3.47
32	1-1/4	51.10	56.80	60.50	65.50	69.70	3.95
34	1-5/16	58.30	64.20	68.50	74.20	78.91	4.46
36	1-7/16	65.30	72.00	76.80	83.20	88.48	5.00
38	1-1/2	72.80	80.20	85.50	92.70	98.59	5.58
40	1-9/16	80.70	88.80	94.80	102.00	108.48	6.17

6xS(19)+IWRC, 6xW(19)+IWRC



6 x S(19) + IWRC



6 x W(19) + IWRC

For crane & hoist, oil well drilling,
mine service and general engineering purposes
Construction : 6 strands, 19 wires per strand,
independent wire rope core

Diameter of rope		Minimum breaking load in metric tons					Weight per meter (kg/m)
mm	inch	HG (150kg/㎟)	DG & A (165kg/㎟)	EG & B (180kg/㎟)	C (195kg/㎟)	SC (215kg/㎟)	
8	5/16	3.78	4.16	4.50	4.92	5.29	0.28
9		4.79	5.27	5.71	6.23	6.70	0.35
9.5	3/8	5.33	5.86	6.35	6.93	7.45	0.39
10		5.91	6.50	7.04	7.68	8.25	0.43
11.2	7/16	7.41	8.51	8.83	9.63	10.35	0.54
12		8.51	9.63	10.14	11.10	11.90	0.62
12.5	1/2	9.27	10.20	11.00	12.10	13.00	0.67
14	9/16	11.60	12.70	13.80	15.00	16.10	0.84
16	5/8	15.10	16.60	18.00	19.60	21.10	1.10
18	11/16	19.20	21.10	22.90	24.90	26.70	1.39
19.1	3/4	21.60	23.70	25.80	28.00	31.50	1.57
20	13/16	23.60	26.00	28.20	30.70	33.00	1.72
22.4	7/8	29.60	32.60	35.30	38.50	41.40	2.16
24	15/16	34.00	37.40	40.50	44.20	47.40	2.48
25	1	36.90	40.60	44.00	48.00	51.50	2.69
26		39.90	43.90	47.60	52.00	51.90	2.91
28	1-1/8	46.30	51.00	55.20	60.10	64.50	3.37
30	1-3/16	53.20	58.50	62.20	67.40	71.50	3.87
32	1-1/4	60.60	66.60	70.80	76.70	81.50	4.40
34	1-5/16	66.70	73.30	78.10	84.40	90.71	4.98
36	1-7/16	74.70	82.10	87.50	94.60	101.67	5.57
38	1-1/2	83.26	91.50	97.50	105.00	112.85	6.21
40	1-9/16	91.90	101.00	108.00	117.00	125.75	6.88

6xWS(26)+FC, 6xFi(25)+FC



6 x WS(26) + FC



6 x Fi(25) + FC

For oil well drilling,
crane & hoist and general engineering purposes
Construction : 6 strands, 25/26 wires per strand, 1 fiber core

Diameter of rope		Minimum breaking load in metric tons					Weight per meter (kg/m)
mm	inch	HG (150kg/㎟)	DG & A (165kg/㎟)	EG & B (180kg/㎟)	C (195kg/㎟)	SC (215kg/㎟)	
8	5/16	3.19	3.55	3.78	4.23	4.49	0.25
9		4.04	4.50	4.78	5.35	5.68	0.31
9.5	3/8	4.50	5.00	5.33	5.96	6.33	0.35
10		4.99	5.55	5.91	6.60	7.01	0.39
11.2	7/16	6.26	6.96	7.41	8.28	8.82	0.48
12		7.18	7.99	8.51	9.51	10.10	0.56
12.5	1/2	7.79	8.67	9.23	10.30	10.90	0.60
14	9/16	9.78	10.90	11.60	12.90	13.70	0.76
16	5/8	12.80	14.20	15.10	16.90	17.90	0.99
18	11/16	16.20	18.00	19.10	21.40	22.70	1.25
19.1	3/4	18.20	20.20	21.50	24.10	25.70	1.41
20	13/16	20.00	22.20	23.60	26.40	28.10	1.54
22.4	7/8	25.00	27.80	29.60	33.10	35.20	1.94
24	15/16	28.70	32.00	34.00	38.00	40.90	2.23
25	1	31.20	34.70	36.90	41.30	44.40	2.41
26		33.70	37.50	39.90	44.60	47.40	2.61
28	1-1/8	39.10	43.50	46.30	51.80	55.10	3.02
30	1-3/16	44.90	50.00	53.20	59.40	63.30	3.47
32	1-1/4	51.10	56.80	60.50	68.00	72.00	3.95
34	1-5/16	58.30	64.20	68.50	74.20	78.80	4.46
36	1-7/16	65.30	72.00	76.80	83.20	88.36	5.00
38	1-1/2	72.80	80.20	85.50	92.70	98.45	5.58
40	1-9/16	80.70	88.80	94.80	102.00	108.33	6.17

6xWS(26)+IWRC, 6xFi(25)+IWRC



6 x WS(26) + IWRC



6 x Fi(25) + IWRC

For oil well drilling,
crane & hoist and general engineering purposes
Construction : 6 strands, 25/26 wires per strand,
independent wire rope core

Diameter of rope		Minimum breaking load in metric tons				Weight per meter (kg/m)
mm	inch	DG & A (165kg/㎟)	EG & B (180kg/㎟)	C (195kg/㎟)	SC (215kg/㎟)	
8	5/16	4.05	4.30	4.70	5.05	0.28
9		5.13	5.45	5.95	6.39	0.35
9.5	3/8	5.71	6.06	6.62	7.11	0.39
10		6.33	6.72	7.34	7.88	0.43
11.2	7/16	7.94	8.44	9.21	9.89	0.54
12		9.12	9.88	10.60	11.40	0.62
12.5	1/2	9.89	10.50	11.50	12.40	0.67
14	9/16	12.40	13.20	14.40	15.40	0.84
16	5/8	16.20	17.20	18.80	20.20	1.10
18	11/16	20.50	21.80	23.80	25.60	1.40
19.1	3/4	23.10	24.50	26.80	28.80	1.58
20	13/16	25.30	26.90	29.40	31.60	1.72
22.4	7/8	31.70	33.70	36.80	39.50	2.16
24	15/16	36.50	38.70	42.30	45.40	2.48
25	1	39.50	42.00	45.90	49.30	2.69
26		42.80	45.50	49.60	53.30	2.91
28	1-1/8	49.60	52.70	57.50	61.80	3.37
30	1-3/16	56.90	60.50	66.10	71.00	3.88
32	1-1/4	64.80	68.90	75.50	80.80	4.41
34	1-5/16	73.30	78.10	84.40	90.63	4.98
36	1-7/16	82.10	87.50	94.60	101.58	5.57
38	1-1/2	91.50	97.50	105.00	112.75	6.21
40	1-9/16	101.00	108.00	117.00	125.64	6.88

6xWS(31)+FC, 6xFi(29)+FC, 6xSeS(37)+FC



6 x WS(31)+ FC



6 x Fi(29)+ FC



6 x SeS(37) + FC

For crane & hoist, oil well drilling, mine service and general engineering purposes

Diameter of rope		Minimum breaking load in metric tons				Weight per meter (kg/m)
mm	inch	HG (150kg/㎟)	DG & A (165kg/㎟)	EG & B (180kg/㎟)	C (195kg/㎟)	
8	5/16	3.30	3.63	3.86	4.28	0.25
9		4.17	4.59	4.88	5.41	0.32
9.5	3/8	4.65	5.12	5.44	6.03	0.36
10		5.15	5.67	6.03	6.68	0.40
11.2	7/16	6.46	7.11	7.56	8.38	0.50
12		7.42	8.16	8.68	9.62	0.57
12.5	1/2	8.05	8.85	9.42	10.40	0.62
14	9/16	10.10	11.10	11.80	13.10	0.78
16	5/8	13.20	14.50	15.40	17.10	1.01
18	11/16	16.70	18.40	19.50	21.60	1.28
19.1	3/4	18.80	20.70	21.90	24.30	1.44
20	13/16	20.60	22.70	24.10	26.70	1.58
22.4	7/8	25.90	28.40	30.20	33.50	1.96
24	15/16	29.70	32.60	34.70	38.40	2.28
25	1	32.20	35.30	37.70	41.80	2.47
26		34.80	38.30	40.70	45.20	2.68
28	1-1/8	40.40	44.40	47.30	52.30	3.10
30	1-3/16	46.40	51.00	54.20	60.10	3.56
32	1-1/4	52.80	58.00	61.70	68.40	4.05
34	1-5/16	59.50	65.60	69.90	75.60	4.57
36	1-7/16	66.70	73.50	78.30	84.70	5.13
38	1-1/2	74.30	81.90	87.20	94.40	5.72
40	1-9/16	82.30	90.80	96.70	105.00	6.33
42	1-11/16	90.80	100.00	107.00	115.00	6.98
44		99.60	109.00	117.00	126.00	7.66
46		109.00	120.00	128.00	138.00	8.37
48	1-7/8	119.00	130.00	140.00	151.00	9.12
50	2	129.00	142.00	151.00	163.00	9.90

6xWS(31)+IWRC, 6xFi(29)+IWRC, 6xSeS(37)+IWRC



6 x WS(31) + IWRC



6 x Fi(29) + IWRC



6 x SeS(37) + IWRC

For crane & hoist, oil well drilling, mine service and general engineering purposes

Diameter of rope		Minimum breaking load in metric tons				Weight per meter (kg/m)
mm	inch	DG & A (165kg/㎟)	EG & B (180kg/㎟)	C (195kg/㎟)	SC (215kg/㎟)	
8	5/16	4.05	4.36	4.66	5.02	0.28
9		5.12	5.52	5.90	6.35	0.36
9.5	3/8	5.71	6.15	6.58	7.08	0.40
10		6.33	6.81	7.29	7.84	0.44
11.2	7/16	7.94	8.55	9.14	9.84	0.55
12		9.11	9.81	10.50	11.30	0.64
12.5	1/2	9.88	10.60	11.40	12.30	0.69
14	9/16	12.40	13.40	14.30	15.30	0.86
16	5/8	16.20	17.40	18.70	20.10	1.13
18	11/16	20.50	22.10	23.60	25.40	1.43
19.1	3/4	23.10	24.90	26.60	28.60	1.61
20	13/16	25.30	27.30	29.10	31.20	1.76
22.4	7/8	31.70	34.20	36.60	39.30	2.21
24	15/16	36.40	39.20	42.00	45.10	2.54
25	1	39.50	42.60	45.50	48.90	2.76
26		42.80	46.10	49.30	52.90	2.98
28	1-1/8	49.60	53.40	57.10	61.40	3.46
30	1-3/16	56.90	61.30	65.60	70.50	3.97
32	1-1/4	65.31	70.60	74.60	80.20	4.51
34	1-5/16	75.00	79.90	86.50	90.70	5.09
36	1-7/16	84.10	89.50	97.00	102.00	5.71
38	1-1/2	93.70	99.70	108.00	113.00	6.36
40	1-9/16	104.00	110.00	120.00	125.00	7.04
42	1-11/16	115.00	121.00	132.00	138.00	7.76
44		126.00	133.00	145.00	152.00	8.52
46		137.00	146.00	158.00	166.00	9.31
48	1-7/8	150.00	159.00	172.00	181.00	10.10
50	2	162.00	172.00	187.00	196.00	11.00

6x37+FC



6 x 37 + FC

For mooring, heavy derrick ropes, towing and general engineering purposes
Construction : 6 strands, 37 wires per strand, 1 fiber core

Diameter of rope		Minimum breaking load in metric tons				Weight per meter (kg/m)
mm	inch	HG (150kg/㎟)	DG & A (165kg/㎟)	EG & B (180kg/㎟)	C (195kg/㎟)	
6		1.80	1.95	2.07	2.24	0.13
6.4	1/4	1.98	2.15	2.29	2.47	0.14
8	5/16	3.19	3.46	3.69	3.99	0.23
9		4.04	4.38	4.67	5.04	0.29
9.5	3/8	4.50	4.90	5.23	5.61	0.32
10		4.98	5.41	5.76	6.22	0.36
11.2	7/16	6.26	6.79	7.23	7.81	0.45
12		7.19	7.79	8.29	8.95	0.52
12.5	1/2	7.80	8.45	9.00	9.72	0.56
14	9/16	9.81	10.60	11.30	12.20	0.70
16	5/8	12.80	13.80	14.70	15.90	0.92
18	11/16	16.20	17.50	18.70	20.20	1.16
19.1	3/4	18.20	19.80	20.50	22.70	1.31
20	13/16	19.90	21.60	23.00	24.80	1.44
22.4	7/8	25.00	27.10	28.90	31.20	1.80
24	15/16	28.70	31.20	33.20	35.90	2.07
25	1	31.20	33.80	36.00	38.90	2.25
26		33.70	36.60	38.90	42.00	2.43
28	1-1/8	39.00	42.40	45.20	48.80	2.82
30	1-3/16	44.80	48.70	51.80	55.90	3.23
32	1-1/4	51.10	55.40	59.00	63.80	3.68
34	1-5/16	58.20	62.60	66.80	70.70	4.15
36	1-7/16	65.20	70.20	74.90	79.30	4.66
38	1-1/2	72.70	78.20	83.40	88.40	5.19
40	1-9/16	80.60	86.70	92.40	97.90	5.75
42	1-11/16	88.80	95.60	102.00	108.00	6.34
44		97.50	105.00	111.00	118.00	6.96
46		107.00	115.00	122.00	130.00	7.61
48	1-7/8	116.00	125.00	134.00	141.00	8.28
50	2	125.00	136.00	145.00	153.00	8.98

6x37+IWRC



6 x 37 + IWRC

For mooring, heavy derrick ropes, towing and general engineering purposes
Construction : 6 strands, 37 wires per strand, independent wire rope core

Diameter of rope		Minimum breaking load in metric tons				Weight per meter (kg/m)
mm	inch	HG (150kg/㎟)	DG & A (165kg/㎟)	EG & B (180kg/㎟)	C (195kg/㎟)	
6		2.02	2.22	2.34	2.52	0.14
6.4	1/4	2.23	2.45	2.58	2.78	0.16
8	5/16	3.59	3.95	4.16	4.49	0.26
9		4.55	5.00	5.26	5.68	0.32
9.5	3/8	4.95	5.46	5.87	6.33	0.36
10		5.50	6.05	6.50	7.02	0.40
11.2	7/16	6.90	7.58	8.15	8.80	0.50
12		7.94	8.72	9.37	10.12	0.57
12.5	1/2	8.60	9.45	10.10	10.91	0.62
14	9/16	10.80	11.85	12.75	13.77	0.78
16	5/8	14.10	15.45	16.60	17.90	1.00
18	11/16	17.80	19.50	21.00	22.70	1.29
19.1	3/4	20.00	22.00	23.70	25.60	1.45
20	13/16	22.00	24.20	26.00	28.10	1.60
22.4	7/8	27.60	30.40	32.60	35.20	2.00
24	15/16	30.40	33.40	35.90	38.80	2.30
25	1	34.30	37.70	40.50	43.70	2.50
26		37.30	41.00	44.00	47.50	2.68
28	1-1/8	43.20	47.50	51.00	55.10	3.13
30	1-3/16	49.50	54.50	58.50	63.20	3.58
32	1-1/4	56.30	61.90	66.60	71.90	4.00
34	1-5/16	63.60	71.00	76.30	79.20	4.47
36	1-7/16	71.30	79.60	85.60	88.80	5.24
38	1-1/2	79.50	88.70	95.30	98.90	6.01
40	1-9/16	88.00	98.20	106.00	110.00	6.19
42	1-11/16	97.00	108.00	117.00	121.00	7.04
44		106.00	119.00	128.00	133.00	8.18
46		116.00	130.00	140.00	145.00	8.47
48	1-7/8	128.00	142.00	152.00	158.00	9.38
50	2	138.00	153.00	165.00	171.00	10.10

6xWS(36)+FC



6 x WS(36) + FC

For crane & hoist, oil well drilling, mine service and general engineering purposes
Construction : 6 strands, 36 wires per strand, 1 fiber core

Diameter of rope		Minimum breaking load in metric tons				Weight per meter (kg/m)
mm	inch	HG (150kg/㎟)	DG & A (165kg/㎟)	EG & B (180kg/㎟)	C (195kg/㎟)	
8	5/16	3.30	3.63	3.86	4.28	0.25
9		4.17	4.59	4.88	5.41	0.32
9.5	3/8	4.65	5.12	5.44	6.03	0.36
10		5.15	5.67	6.03	6.68	0.40
11.2	7/16	6.46	7.11	7.56	8.38	0.50
12		7.42	8.16	8.68	9.62	0.57
12.5	1/2	8.05	8.85	9.42	10.40	0.62
14	9/16	10.10	11.10	11.80	13.10	0.78
16	5/8	13.20	14.50	15.40	17.10	1.01
18	11/16	16.70	18.40	19.50	21.60	1.28
19.1	3/4	18.80	20.70	21.90	24.30	1.44
20	13/16	20.60	22.70	24.10	26.70	1.58
22.4	7/8	25.90	28.40	30.20	33.50	1.96
24	15/16	29.70	32.60	34.70	38.40	2.28
25	1	32.20	35.30	37.70	41.80	2.47
26		34.80	38.30	40.70	45.20	2.68
28	1-1/8	40.40	44.40	47.30	52.30	3.10
30	1-3/16	46.40	51.00	54.20	60.10	3.56
32	1-1/4	52.80	58.00	61.70	68.40	4.05
34	1-5/16	59.50	65.60	69.90	75.60	4.57
36	1-7/16	66.70	73.50	78.30	84.70	5.13
38	1-1/2	74.30	81.90	87.20	94.40	5.72
40	1-9/16	82.30	90.80	96.70	105.00	6.33
42	1-11/16	90.80	100.00	107.00	115.00	6.98
44		99.60	109.00	117.00	126.00	7.66
46		109.00	120.00	128.00	138.00	8.37
48	1-7/8	119.00	130.00	140.00	151.00	9.12
50	2	129.00	142.00	151.00	163.00	9.90

6xWS(36)+IWRC



6 x WS(36) + IWRC

For crane & hoist, oil well drilling, mine service and general engineering purposes
Construction : 6 strands, 36 wires per strand, independent wire rope core

Diameter of rope		Minimum breaking load in metric tons				Weight per meter (kg/m)
mm	inch	DG & A (165kg/㎟)	EG & B (180kg/㎟)	C (195kg/㎟)	SC (215kg/㎟)	
8	5/16	4.05	4.36	4.66	5.02	0.28
9		5.12	5.52	5.90	6.35	0.36
9.5	3/8	5.71	6.15	6.58	7.08	0.40
10		6.33	6.81	7.29	7.84	0.44
11.2	7/16	7.94	8.55	9.14	9.84	0.55
12		9.11	9.81	10.50	11.30	0.64
12.5	1/2	9.88	10.60	11.40	12.30	0.69
14	9/16	12.40	13.40	14.30	15.30	0.86
16	5/8	16.20	17.40	18.70	20.10	1.13
18	11/16	20.50	22.10	23.60	25.40	1.43
19.1	3/4	23.10	24.90	26.60	28.60	1.61
20	13/16	25.30	27.30	29.10	31.20	1.76
22.4	7/8	31.70	34.20	36.60	39.30	2.21
24	15/16	36.40	39.20	42.00	45.10	2.54
25	1	39.50	42.60	45.50	48.90	2.76
26		42.80	46.10	49.30	52.90	2.98
28	1-1/8	49.60	53.40	57.10	61.40	3.46
30	1-3/16	56.90	61.30	65.60	70.50	3.97
32	1-1/4	65.31	70.60	74.60	80.20	4.51
34	1-5/16	75.00	79.90	86.50	90.70	5.09
36	1-7/16	84.10	89.50	97.00	102.00	5.71
38	1-1/2	93.70	99.70	108.00	113.00	6.36
40	1-9/16	104.00	110.00	120.00	125.00	7.04
42	1-11/16	115.00	121.00	132.00	138.00	7.76
44		126.00	133.00	145.00	152.00	8.52
46		137.00	146.00	158.00	166.00	9.31
48	1-7/8	150.00	159.00	172.00	181.00	10.10
50	2	162.00	172.00	187.00	196.00	11.00

6xFi(41)+FC



6 x Fi(41) + FC

For crane & hoist, oil well drilling, mine service and general engineering purposes
Construction : 6 strands, 41 wires per strand, 1 fiber core

Diameter of rope		Minimum breaking load in metric tons				Weight per meter (kg/m)
mm	inch	HG (150kg/㎟)	DG & A (165kg/㎟)	EG & B (180kg/㎟)	C (195kg/㎟)	
8	5/16	3.30	3.63	3.86	4.28	0.25
9		4.17	4.59	4.88	5.41	0.32
9.5	3/8	4.65	5.12	5.44	6.03	0.36
10		5.15	5.67	6.03	6.68	0.40
11.2	7/16	6.46	7.11	7.56	8.38	0.50
12		7.42	8.16	8.68	9.62	0.57
12.5	1/2	8.05	8.85	9.42	10.40	0.62
14	9/16	10.10	11.10	11.80	13.10	0.78
16	5/8	13.20	14.50	15.40	17.10	1.01
18	11/16	16.70	18.40	19.50	21.60	1.28
19.1	3/4	18.80	20.70	21.90	24.30	1.44
20	13/16	20.60	22.70	24.10	26.70	1.58
22.4	7/8	25.90	28.40	30.20	33.50	1.96
24	15/16	29.70	32.60	34.70	38.40	2.28
25	1	32.20	35.30	37.70	41.80	2.47
26		34.80	38.30	40.70	45.20	2.68
28	1-1/8	40.40	44.40	47.30	52.30	3.10
30	1-3/16	46.40	51.00	54.20	60.10	3.56
32	1-1/4	52.80	58.00	61.70	68.40	4.05
34	1-5/16	59.50	65.60	69.90	75.60	4.57
36	1-7/16	66.70	73.50	78.30	84.70	5.13
38	1-1/2	74.30	81.90	87.20	94.40	5.72
40	1-9/16	82.30	90.80	96.70	105.00	6.33
42	1-11/16	90.80	100.00	107.00	115.00	6.98
44		99.60	109.00	117.00	126.00	7.66
46		109.00	120.00	128.00	138.00	8.37
48	1-7/8	119.00	130.00	140.00	151.00	9.12
50	2	129.00	142.00	151.00	163.00	9.90

6xFi(41)+IWRC



6 x Fi(41) + IWRC

For crane & hoist, oil well drilling, mine service and general engineering purposes
Construction : 6 strands, 41 wires per strand, independent wire rope core

Diameter of rope		Minimum breaking load in metric tons				Weight per meter (kg/m)
mm	inch	DG & A (165kg/㎟)	EG & B (180kg/㎟)	C (195kg/㎟)	SC (215kg/㎟)	
8	5/16	4.05	4.36	4.66	5.02	0.28
9		5.12	5.52	5.90	6.35	0.36
9.5	3/8	5.71	6.15	6.58	7.08	0.40
10		6.33	6.81	7.29	7.84	0.44
11.2	7/16	7.94	8.55	9.14	9.84	0.55
12		9.11	9.81	10.50	11.30	0.64
12.5	1/2	9.88	10.60	11.40	12.30	0.69
14	9/16	12.40	13.40	14.30	15.30	0.86
16	5/8	16.20	17.40	18.70	20.10	1.13
18	11/16	20.50	22.10	23.60	25.40	1.43
19.1	3/4	23.10	24.90	26.60	28.60	1.61
20	13/16	25.30	27.30	29.10	31.20	1.76
22.4	7/8	31.70	34.20	36.60	39.30	2.21
24	15/16	36.40	39.20	42.00	45.10	2.54
25	1	39.50	42.60	45.50	48.90	2.76
26		42.80	46.10	49.30	52.90	2.98
28	1-1/8	49.60	53.40	57.10	61.40	3.46
30	1-3/16	56.90	61.30	65.60	70.50	3.97
32	1-1/4	65.31	70.60	74.60	80.20	4.51
34	1-5/16	75.00	79.90	86.50	90.70	5.09
36	1-7/16	84.10	89.50	97.00	102.00	5.71
38	1-1/2	93.70	99.70	108.00	113.00	6.36
40	1-9/16	104.00	110.00	120.00	125.00	7.04
42	1-11/16	115.00	121.00	132.00	138.00	7.76
44		126.00	133.00	145.00	152.00	8.52
46		137.00	146.00	158.00	166.00	9.31
48	1-7/8	150.00	159.00	172.00	181.00	10.10
50	2	162.00	172.00	187.00	196.00	11.00

18x7 Hercules (non-rotating) rope



18 x 7

For crane & lifting and general engineering purposes
Construction : 18 strands, 7 wires per strand, 1 fiber core

Diameter of rope		Minimum breaking load in metric tons			Weight per meter (kg/m)
mm	inch	DG & A (165kg/㎟)	EG & B (180kg/㎟)	C (195kg/㎟)	
5	3/16	1.50	1.70	1.80	0.10
6		2.20	2.40	2.60	0.14
7	9/32	3.00	3.30	2.80	0.20
8	5/16	3.90	4.30	4.60	0.26
9		4.90	5.40	5.80	0.32
10		6.10	6.60	7.20	0.40
11.2	7/16	7.40	8.00	8.70	0.48
12.5	1/2	8.80	9.60	10.40	0.62
14	9/16	11.90	13.00	14.10	0.78
16	5/8	15.60	17.00	18.40	1.02
18	11/16	19.70	21.50	23.30	1.29
19.1	3/4	22.20	24.20	26.30	1.45
20	13/16	24.30	26.60	28.80	1.59
22		29.40	32.10	34.80	1.93
22.4	7/8	30.50	33.30	36.10	2.00
24	15/16	35.00	38.20	41.40	2.29
25	1	38.00	41.50	44.90	2.49
26		41.10	44.90	48.60	2.69
28	1-1/8	47.70	52.00	56.70	3.12
30	1-3/16	54.80	59.70	64.70	3.58

19x7 Hercules (non-rotating) rope



19 x 7

For crane & lifting and general engineering purposes
Construction : 19 strands, 7 wires per strand

Diameter of rope		Minimum breaking load in metric tons			Weight per meter (kg/m)
mm	inch	DG & A (165kg/㎟)	EG & B (180kg/㎟)	C (195kg/㎟)	
6		2.40	2.60	2.80	0.15
7	9/32	3.20	3.50	3.80	0.21
8	5/16	4.10	4.50	4.90	0.27
9		5.20	5.70	6.20	0.34
11.2	7/16	7.80	8.60	9.30	0.51
12.5	1/2	10.10	11.00	12.00	0.65
14	9/16	12.60	13.90	15.00	0.82
16	5/8	16.50	18.10	19.60	1.07
18	11/16	20.90	22.80	24.70	1.36
19.1	3/4	23.60	25.70	27.90	1.53
20	13/16	25.90	28.20	30.60	1.68
22		31.30	34.10	36.90	2.03
22.4	7/8	32.40	35.40	38.40	2.10
24	15/16	37.20	40.60	44.00	2.41
25	1	40.40	44.10	47.80	2.62
26		43.70	47.70	51.70	2.83
28	1-1/8	50.70	55.30	59.90	3.28
30	1-3/16	58.20	63.50	68.80	3.77

35x7 Hercules rope



35 x 7

For crane & lifting and general engineering purposes

Diameter of rope		Minimum breaking load in metric tons			Weight per meter (kg/m)
mm	inch	DG & A (165kg/㎟)	EG & B (180kg/㎟)	C (195kg/㎟)	
10		5.94	6.49	7.01	0.43
11.2	7/16	7.45	8.15	8.80	0.54
12.5	1/2	9.28	10.10	11.00	0.67
14	9/16	11.60	12.70	13.70	0.84
16	5/8	15.20	16.60	18.00	1.10
18	11/16	19.30	21.00	22.70	1.39
19.1	3/4	21.50	23.40	25.30	1.55
20	13/16	23.80	25.90	28.20	1.72
22		28.80	31.30	34.10	2.08
22.4	7/8	29.90	32.50	35.30	2.16
24	15/16	34.30	37.40	40.50	2.48
25	1	37.10	40.60	44.00	2.69
26		40.20	43.90	47.50	2.91
28	1-1/8	46.60	50.90	55.10	3.37
30	1-3/16	53.60	58.30	63.20	3.87
32	1-1/4	60.90	66.40	72.00	4.40
34	1-5/16	68.80	74.90	81.20	4.97
36	1-7/16	77.10	84.00	91.10	5.57
38	1-1/2	85.90	93.60	101.00	6.21
40	1-9/16	95.20	104.00	112.00	6.88

35Wx7 Hercules rope



35W x 7

For crane & lifting and general engineering purposes

Diameter of rope		Minimum breaking load in metric tons			Weight per meter (kg/m)
mm	inch	DG & A (165kg/㎟)	EG & B (180kg/㎟)	C (195kg/㎟)	
12.5	1/2	10.00	10.80	12.00	0.69
14	9/16	12.60	13.60	15.10	0.87
16	5/8	16.40	17.70	19.70	1.13
18	11/16	20.80	23.10	25.60	1.43
19.1	3/4	23.20	25.40	28.30	1.59
20	13/16	25.70	27.90	31.00	1.75
22	7/8	31.10	34.00	37.70	2.11
24	15/16	37.00	40.00	44.40	2.51
25	1	40.10	44.10	49.00	2.72
26		43.40	47.70	53.00	3.01
28	1-1/8	50.30	54.10	60.00	3.39
30	1-3/16	57.70	63.20	70.30	4.11
32	1-1/4	65.80	70.90	78.80	4.41
34	1-5/16	74.30	80.30	89.30	5.01
36	1-7/16	83.20	90.10	100.00	5.63
38	1-1/2	92.70	101.00	109.00	6.27
40	1-9/16	103.00	112.00	121.00	6.95

4xFi(29)+FC

4 x Fi(29) + FC

For crane and general engineering purposes

Diameter of rope		Minimum breaking load in metric tons				Weight per meter (kg/m)
mm	inch	HG (150kg/㎟)	DG & A (165kg/㎟)	EG & B (180kg/㎟)	C (195kg/㎟)	
8	5/16	3.30	3.62	3.95	4.28	0.25
9		4.17	4.59	5.00	5.42	0.31
9.5	3/8	4.65	5.11	5.58	6.04	0.35
10		5.15	5.66	6.18	6.69	0.39
11.2	7/16	6.46	7.10	7.75	8.40	0.48
12		7.41	8.16	8.90	9.64	0.55
12.5	1/2	8.05	8.85	9.65	10.50	0.60
14	9/16	10.10	11.10	12.10	13.10	0.75
16	5/8	13.20	14.50	15.80	17.10	0.98
18	11/16	16.70	18.40	20.00	21.70	1.25
19.1	3/4	18.80	20.70	22.50	24.40	1.41
20	13/16	20.60	22.70	24.70	26.80	1.54
22		24.90	27.40	29.90	32.40	1.86
22.4	7/8	25.80	28.40	31.00	33.60	1.93
24	15/16	29.70	32.60	35.60	38.60	2.21
25	1	32.20	35.40	38.60	41.80	2.40
26		34.80	38.30	41.80	45.30	2.60
28	1-1/8	40.40	44.40	48.40	52.50	3.01
30	1-3/16	46.30	51.00	55.60	60.20	3.46

8xS(19)+FC, 8xS(19)+IWRC, 8xW(19)+FC, 8xW(19)+IWRC, 8xFi(25)+FC, 8xFi(25)+IWRC

For elevator, crane, machinery lifting, construction and salvage
Construction : 8 strands, 19 & 25 wires per strand


8 x S(19) + FC


8 x S(19) + IWRC


8 x W(19) + FC


8 x W(19) + IWRC


8 x Fi(25) + FC


8 x Fi(25)+ IWRC

Diameter of rope	Minimum breaking load in metric tons					Weight per meter (kg/m)	
mm	EV (135kg/㎟)	DG & A (165kg/㎟)		EG & B (180kg/㎟)			
	FC	FC	IWRC	FC	IWRC	FC	IWRC
8	2.57	3.14	3.58	3.35	4.14	0.22	0.28
9	3.25	3.97	4.61	4.22	6.01	0.28	0.35
10	4.02	4.90	5.69	5.23	6.57	0.34	0.43
12	5.78	7.06	8.18	7.53	9.46	0.49	0.63
13	6.79	8.28	9.60	8.81	11.10	0.58	0.73
14	7.87	9.61	11.60	10.20	13.30	0.67	0.85
16	10.30	12.60	14.20	13.40	16.40	0.88	1.11
18	13.00	15.90	17.10	16.90	19.80	1.11	1.41
20	16.10	19.60	22.30	20.90	25.50	1.37	1.74
22	20.20	23.70	27.70	25.20	31.80	1.66	2.11
24	23.10	28.20	31.80	30.00	36.50	1.98	2.50
26	27.10	33.10	37.30	35.20	42.80	2.32	2.93
28	31.50	38.40	45.20	40.90	51.70	2.69	3.40

Dual tensile strength available upon request.

7x7x7 & 7x7x19 Galvanized cable-laid sling rope



7 x 7 x 7

7 x 7 x 19

Designed for mechanical spliced slings only.
Breaking loads apply to cable laid rope only.
Not to be used for hand tucked splices or for general operating ropes.

Diameter of rope		Construction	Weight (kg/100m)	MBL (kg)
mm	inch			
9.5	3/8	7x7x7	29	5,170
12.5	1/2	7x7x7	51	8,850
16	5/8	7x7x7	83	13,200
19.1	3/4	7x7x19	115	18,100
22.4	7/8	7x7x19	160	24,000
25	1	7x7x19	200	30,600

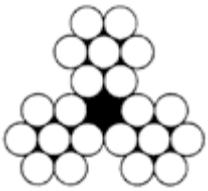

3 x 7

3x7 Galvanized guard cable

For high way fence, guard rail cable

Diameter of rope		Weight (kg/100m)	MBL (kg) 135Kgf/mm2
mm	inch		
10		34.00	4,480
12		48.90	7,110
14	9/16	66.50	9,680
16	5/8	86.90	11,570
18	11/16	110.00	14,640

Compact(Dyform) wire rope

This compact strand wire rope

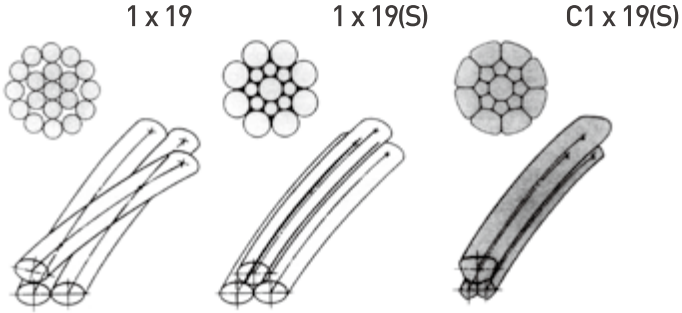

Wire rope consists of wire classified into point contact lay rope & linear contact rope per the condition of wire contact. The rope improves point contact to linear contact.
Development of compacted strand rope allows the most improved linear contact. The rope's life is longer and dramatically extends its usage.

In accordance with this special need, we installed a new modernized facility and developed the compacted strand rope, since then, we have entered into mass production and supply to export markets with our accumulated qualified technology.

Speciality

With superiority on breaking load, endurance, wear resistance, the longer life cycle enable to raise the production & production proficiency.

Higher breaking load
Breaking load is higher than normal rope.

Superior endurance
The wire consisting of strands which are elaborately compacted.
Improves the endurance compared to standard ropes.

Superior wear resistance
The flattened strand surface enable less abrasion as the rope contacts drum and sheave.

Flexibility
Though the flexibility is less than normal rope but this does not cause a problem considering the application of compact rope.

Application

The rope's application is similar to normal ropes. But this "compact" strand rope is very highly recommended in the area of mining, fishing or construction.

6xS(19)C+FC, 6xWS(26)C+FC



6 x S(19)C + FC



6 x WS(26)C + FC

Diameter of rope		Minimum breaking load in metric tons			Weight per meter (kg/m)
mm	inch	Grade A	Grade B	Grade C	
10		6.41	6.99	7.57	0.413
11	7/16	7.76	8.46	9.16	0.500
12		9.17	10.00	10.90	0.594
13	1/2	10.80	11.70	12.80	0.697
14	9/16	12.70	13.90	15.00	0.820
16	5/8	16.40	17.90	19.40	1.060
18	11/16	20.70	22.60	24.50	1.340
19	3/4	23.10	25.20	27.30	1.490
20	13/16	25.60	27.90	30.30	1.650
22	7/8	31.00	33.80	36.60	2.000
24	15/16	36.90	40.20	43.60	2.380
26	1	42.60	46.50	50.40	2.750
28	1-1/8	50.90	55.60	60.20	3.280
30		57.70	62.90	68.20	3.710
32	1-1/4	65.60	71.60	77.60	4.220
34		74.10	80.80	87.60	4.770
35	1-3/8	78.50	85.60	92.80	5.050
36		83.10	90.60	98.20	5.350
38	1-1/2	92.60	101.00	109.00	5.960
40		102.00	111.00	121.00	6.600

6xS(19)C+IWRC, 6xWS(26)C+IWRC

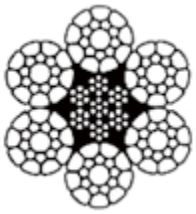

6 x S(19)C + IWRC



6 x WS(26)C + IWRC

Diameter of rope		Minimum breaking load in metric tons			Weight per meter (kg/m)
mm	inch	Grade A	Grade B	Grade C	
10		7.13	7.78	8.42	0.453
11	7/16	8.63	9.41	10.19	0.548
12		10.30	11.20	12.10	0.652
13	1/2	12.10	13.10	14.20	0.765
14	9/16	14.10	15.40	16.70	0.900
16	5/8	18.40	19.90	21.50	1.160
18	11/16	23.30	25.20	27.30	1.470
19	3/4	26.00	28.10	30.40	1.640
20	13/16	28.80	31.10	33.70	1.810
22	7/8	34.90	37.60	40.70	2.190
24	15/16	41.50	44.80	48.50	2.610
26	1	48.00	51.70	56.10	3.010
28	1-1/8	57.30	61.80	67.00	3.600
30		64.90	70.00	75.80	4.070
32	1-1/4	73.90	79.60	86.30	4.630
34		83.40	89.90	97.40	5.230
35	1-3/8	88.40	95.30	103.20	5.540
36		93.50	100.00	109.00	5.860
38	1-1/2	104.00	112.00	121.00	6.530
40		115.00	124.00	134.00	7.240

6xWS(31)C+FC, 6xWS(36)C+FC



6 x WS(31)C + FC



6 x WS(36)C + FC

Diameter of rope		Minimum breaking load in metric tons			Weight per meter (kg/m)
mm	inch	Grade A	Grade B	Grade C	
10		6.50	7.10	7.70	0.424
11	7/16	7.90	8.60	9.40	0.513
12		9.30	10.20	11.00	0.611
13	1/2	10.90	12.00	12.90	0.717
14	9/16	12.90	14.10	15.30	0.843
16	5/8	16.60	18.10	19.70	1.090
18	11/16	21.10	23.00	24.90	1.370
19	3/4	23.50	25.60	27.70	1.530
20	13/16	26.00	28.40	30.80	1.700
22	7/8	31.50	34.40	37.20	2.050
24	15/16	37.50	40.90	44.30	2.440
26	1	43.30	47.30	51.20	2.820
28	1-1/8	51.80	56.50	61.20	3.370
30		58.60	63.90	69.30	3.820
32	1-1/4	66.70	72.70	78.80	4.340
34		75.30	82.10	89.00	4.900
35	1-3/8	79.80	87.00	94.30	5.190
36		84.40	92.10	99.80	5.500
38	1-1/2	94.00	102.00	111.00	6.130
40		104.00	113.00	123.00	6.790

6xWS(31)C+IWRC, 6xWS(36)C+IWRC



6 x WS(31)C + IWRC



6 x WS(36)C + IWRC

Diameter of rope		Minimum breaking load in metric tons			Weight per meter (kg/m)
mm	inch	Grade A	Grade B	Grade C	
10		7.10	7.80	8.50	0.466
11	7/16	8.70	9.50	10.30	0.564
12		10.20	11.20	12.10	0.672
13	1/2	12.00	13.20	14.20	0.789
14	9/16	14.20	15.50	16.80	0.913
16	5/8	18.30	19.90	21.70	1.190
18	11/16	23.20	25.30	27.40	1.510
19	3/4	25.90	28.20	30.50	1.680
20	13/16	28.60	31.20	33.90	1.860
22	7/8	34.70	37.80	40.90	2.250
24	15/16	41.30	45.00	48.70	2.680
26	1	47.60	52.00	56.30	3.140
28	1-1/8	57.00	62.20	67.30	3.640
30		64.50	70.30	76.20	4.190
32	1-1/4	73.40	80.00	86.70	4.760
34		82.80	90.30	97.90	5.370
35	1-3/8	87.80	95.70	103.00	5.710
36		92.80	101.00	110.00	6.030
38	1-1/2	103.00	112.00	122.00	6.710
40		114.00	124.00	135.00	7.470

19x7C



19 x 7C

Diameter of rope (mm)	Minimum breaking load in metric tons			Weight per meter (kg/m)
	Bright or drawn galv.		Bright	
	Grade A	Grade B	Grade C	
9	5.88	6.42	6.95	0.390
9.5	6.56	7.15	7.75	0.434
10	7.26	7.92	8.58	0.481
11.2	9.11	9.94	10.80	0.604
12	10.50	11.40	12.40	0.693
12.6	11.50	12.60	13.60	0.764
13	12.30	13.40	14.50	0.813
14	14.20	15.50	16.80	0.943
14.3	14.90	16.20	17.60	0.984
15	16.30	17.80	19.30	1.083
16	18.60	20.30	22.00	1.232
17.5	22.20	24.30	26.30	1.474
18	23.50	25.70	27.80	1.559
19	26.20	28.60	31.00	1.737
20	29.10	31.70	34.30	1.925
21	32.00	34.90	37.90	2.122
22.4	36.40	39.80	43.10	2.415
24	41.80	45.60	49.40	2.772
25	45.40	49.50	53.70	3.008
25.4	46.90	51.10	55.40	3.105
28	56.90	62.10	67.30	3.773
30	65.40	71.30	77.30	4.331
32	74.40	81.10	87.90	4.928
34	84.00	91.60	99.20	5.563
35	89.00	97.10	105.00	5.895
36	94.10	103.00	111.00	6.237
38	105.00	114.00	124.00	6.949

35Wx7C



35W x 7C

Diameter of rope (mm)	Minimum breaking load in metric tons				Weight per meter (kg/m)
	Bright or drawn galv.			Bright	
	Grade G	Grade A	Grade B	Grade C	
16	17.8	19.6	21.4	23.1	1.32
17.5	21.3	23.4	25.6	27.7	1.58
18	22.5	24.8	27.0	29.3	1.67
19	25.1	27.6	30.1	32.6	1.86
20	27.8	30.6	33.4	36.2	2.06
21	30.7	33.7	36.8	39.9	2.28
22.4	34.9	38.4	41.9	45.4	2.59
24	40.1	44.1	48.1	52.1	2.97
25	43.5	47.8	52.2	56.5	3.22
25.4	44.9	49.4	53.8	58.3	3.33
26	47.0	51.7	56.4	61.1	3.49
28	54.5	60.0	65.4	70.9	4.04
28.6	56.9	62.6	68.3	73.9	4.22
30	62.6	68.8	75.1	81.4	4.64
32	71.2	78.3	85.5	92.6	5.28
34	80.4	88.4	96.5	105.0	5.96
35	85.2	93.7	102.0	111.0	6.31
36	90.1	99.1	108.0	117.0	6.69
38	100.0	110.0	121.0	131.0	7.45
40	111.0	122.0	134.0	145.0	8.26

Swaged(flattened) wire rope

Our customers say, swaged wire rope is king of wire ropes!

Our swaged wire ropes were developed to meet the quality demands of logging operations, but can be adapted for other uses.

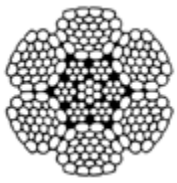

SWAGED ROPES
1" B/L = 123,000Lbs

Swaged wire ropes could be used wherever increased strengths or lasting longer service life are desired.
Our swaged wire ropes are used for logging operations especially.
Some advantages of our swaged wire rope are
. Higher strength than standard ropes
. Greater durable resistance and longer life
. Resistance to crushing



REGULAR ROUND ROPES
1" B/L = 89,800Lbs

We have been continuously striving to provide the most cost-effective of rope for your specific operation.
We will continue to make improvements and research our conventional wire rope in the future.
Imagine the powerful and positive impression that "Swaged wire rope" gives your business.
If you have any question, please feel free to contact us for additional information.

Characteristics

Strength

Our swaged wire rope increases the working load from greater surface area on outer wires and a compact cross-section with minimum voids, also a higher strength than an unswaged wire rope of comparable size and diameter.

Durability

The smooth surface of a rotary swaged rope reduces and distributes pressures on the rope as well as on sheave and drum, and results in longer life.

Crushing

The rope's compactness reduces the amount of internal voids so that it provides a much higher resistance to crushing. This improves the service life of rope, especially in those applications which have multiple layers on the drums.

6xFi(25)S+IWRC, 6xFi(26)S+IWRC, 6xFi(29)S+IWRC 6xWS(31)S+IWRC, 6xWS(36)S+IWRC, 6xWS(41)S+IWRC

Diameter of rope (inch)	Normal type			Super type		
	Breaking load (lb)		Weight (lb/ft)	Breaking load (lb)		Weight (lb/ft)
	Grade IPS	Grade EIPS		Grade IPS	Grade EIPS	
3/8	16,100	18,500	0.33	17,700	20,400	0.35
7/16	21,100	24,300	0.42	23,100	26,600	0.46
1/2	27,700	31,800	0.55	30,300	34,800	0.61
9/16	34,800	40,000	0.71	38,100	43,800	0.78
5/8	42,600	49,000	0.87	47,000	54,000	0.97
11/16	51,300	59,000	1.05	74,800	65,000	1.16
3/4	60,900	70,000	1.25	67,000	77,000	1.38
7/8	82,600	95,000	1.70	90,400	104,000	1.87
1	107,000	123,000	2.22	115,700	133,000	2.44
1-1/8	133,000	153,000	2.81	138,300	159,000	3.09
1-1/4	161,700	186,000	3.47	169,600	195,000	3.82
1-3/8	193,000	222,000	4.20	203,500	234,000	4.62

Diameter of rope (mm)	Normal type			Super type		
	Breaking load (ton)		Weight (kg/m)	Breaking load (ton)		Weight (kg/m)
	Grade B	Grade C		Grade B	Grade C	
10	8.1	9.0	0.52	8.9	9.9	0.57
12	11.7	12.9	0.75	12.8	14.2	0.82
14	16.0	17.7	1.01	17.5	19.3	1.11
16	20.8	23.1	1.33	22.7	25.3	1.45
18	26.4	26.9	1.68	28.8	29.4	1.84
20	32.6	36.1	2.08	35.6	39.4	2.27
22.4	40.8	45.3	2.61	44.6	49.5	2.86
24	46.8	52.0	3.00	51.2	56.9	3.28
26	55.1	61.0	3.52	60.2	66.7	3.85
28	63.8	70.8	4.08	69.7	77.4	4.46
30	73.2	81.2	4.68	80.0	88.7	5.12
31.5	80.7	89.5	5.17	88.2	97.9	5.65
33.5	91.4	101.3	5.84	99.8	110.7	6.39
35.5	102.6	113.7	6.56	112.1	124.3	7.17

Products Related to Industry

Aircraft cable

Cable with coating

Stainless steel cable

Inner control cable

Conveyor belt steel cord


Sailing Rigging & Fishing Line


PVC coating wire rope


Conveyor Belt Steel Cord

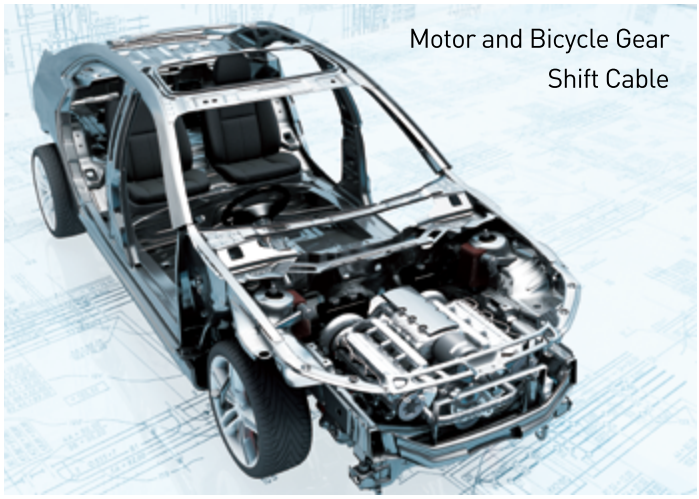
Motor and Bicycle Gear Shift Cable


Indoor Sports Gym Facilities

Aircraft cable

It is used in a wide variety of applications including sling, winch line, fencing, boat rigging, exercise equipment, construction, agriculture,etc and can be specially designed for aircraft application.

7x7, 7x19, 1x19

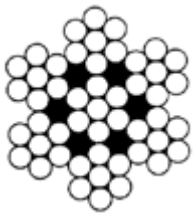

7 x 7



7 x 19



1 x 19

Diameter		7 x 7		7 x 19		1 x 19	
mm	inch	Breaking load (kg)	Weight (kg/100m)	Breaking load (kg)	Weight (kg/100m)	Breaking load (kg)	Weight (kg/100m)
1.59	1/16					227	1.26
1.98	5/64					363	2.08
2.38	3/32	417	2.38			544	2.98
2.78	7/64	572	3.27			726	4.02
3.18	1/8	771	4.17	907	4.32	953	5.21
3.97	5/32	1,179	6.40	1,270	6.70	1,497	8.19
4.76	3/16	1,678	9.23	1,905	9.67	2,132	11.50
5.56	7/32	2,177	12.35	2,540	12.80	2,858	15.20
6.35	1/4	2,767	15.77	3,175	16.40	3,719	20.10
7.14	9/32	3,357	19.94	3,629	20.70	4,672	25.30
7.94	5/16	4,173	24.85	4,445	25.75	5,670	31.30
8.73	11/32	5,080	29.90	5,670	30.80		
9.52	3/8	6,033	35.10	6,532	36.20		

Cable with coating

Wire rope can be coated with PP, PE, PVC with various color according to customer requirments.
Typically used in barrier ropes, lock cable systems, guardrail, computer security cables, etc .

7x7, 7x19



7 x 7

7 x 19

Diameter (inch)		7 x 7			7 x 19		
Inner cable	Outer cable	Inner cable (kg/100m)	PVC weight (kg/100m)	Total weight (kg/100m)	Inner cable (kg/100m)	PVC weight (kg/100m)	Total weight (kg/100m)
1/16	3/32	1.12	0.33	1.45			
1/16	1/8	1.12	0.82	1.94			
1/16	3/16	1.12	1.79	2.91			
3/32	1/8	2.38	0.45	2.83			
3/32	5/32	2.38	1.12	3.50			
3/32	3/16	2.38	1.79	4.17			
1/8	3/16	4.17	1.37	5.54	4.32	1.28	5.60
1/8	7/32				4.32	2.14	6.46
1/8	1/4	4.17	3.35	7.52	4.32	2.90	7.22
5/32	7/32				6.70	1.53	8.23
3/16	1/4				9.67	2.23	11.90
3/16	5/16	9.23	4.32	13.55	9.67	4.32	13.99
1/4	5/16				16.40	2.38	18.78
1/4	3/8				16.40	6.40	22.80
5/16	13/32				25.70	4.46	30.16
5/16	7/16				25.70	6.55	32.25
3/8	7/16				36.20	3.13	39.33
3/8	15/32				36.20	5.21	41.41

Stainless steel cable

Applications of stainless steel wire strand and wire rope

Rigging,
Boat trailer winches,
Motor boat steering,
Overhead garage and truck door lifting,
Shop hoists,
Automotive throttles, parking brakes and hood releases,
Bicycle brakes and gear shifts,
Push-full controls for many outdoor powered vehicles,
Control cables in airplane,
Fishing lines,
Other numerous applications for corrosion resistance

Chemical composition of stainless steel wire (%)

Grade	AISI 304	AISI 316
C	0.08	0.08
Si	1.00	1.00
Mn	2.00	2.00
P	0.045	0.045
Si	0.030	0.030
Ni	8.00-10.50	10.00-14.00
Cr	18.00-20.00	16.00-18.00
Mo	-	2.00-3.00

1x7, 1x19

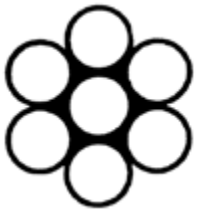

1 x 7



1 x 19

Diameter	1 x 7			1 x 19		
mm	Weight (kg/100m)	Minimum breaking load (kg)		Weight (kg/100m)	Minimum breaking load (kg)	
		AISI 302, 304	AISI 316		AISI 302, 304	AISI 316
0.8	0.32	68	60			
1	0.50	105	93	0.50	96	84
1.5	1.13	230	210	1.11	215	189
2	2.01	410	370	1.98	380	336
2.5	3.14	625	545	3.10	600	525
3	4.52	900	785	4.46	830	756
3.5	6.15	1,180	1,070	6.07	1,140	1,030
4	8.03	1,540	1,390	7.93	1,490	1,340
5	12.60	2,330	2,180	12.40	2,330	2,100
6	18.10	3,360	3,140	17.80	3,320	3,030
7	24.80	4,580	4,270	24.30	4,490	4,120
8	32.10	5,990	5,570	31.70	5,700	5,380
9	40.70	7,620	7,050	40.10	7,200	6,810
10	50.20	8,780	8,100	49.50	8,830	8,400
11				59.90	10,500	10,200
12				71.30	12,400	12,100
13				83.70	14,500	14,000
14				97.10	16,700	16,200
16				127.00	21,500	20,400

7x7, 7x19



7 x 7



7 x 19

Diameter	7 x 7			7 x 19		
mm	Weight (kg/100m)	Minimum breaking load (kg)		Weight (kg/100m)	Minimum breaking load (kg)	
		AISI 302, 304	AISI 316		AISI 302, 304	AISI 316
1.2	0.63	122	100			
1.5	0.96	170	150			
2	1.57	290	260	1.70	280	230
2.5	2.70	460	400	2.70	440	390
3	3.54	660	585	3.42	625	540
4	6.29	1,140	1,030	6.09	1,090	960
5	9.83	1,790	1,620	9.52	1,700	1,490
6	14.20	2,570	2,330	13.80	2,460	2,150
7	19.30	3,400	3,160	24.30	4,100	3,820
8	25.20	4,080	3,670	30.80	5,450	4,840
9	31.80	5,200	4,650	38.10	6,580	5,970
10	39.30	6,300	5,750	54.80	9,480	8,810
12	56.70	8,950	8,270	64.30	10,900	10,100
14	77.10	12,200	11,200	74.60	12,600	11,700
16	101.00	15,900	14,700	97.40	16,100	14,470
18	128.00	20,100	18,600	123.00	20,400	18,100
20	157.00	24,800	23,000	152.00	24,900	22,000
22	190.00	29,600	27,800	184.00	30,100	26,500
24				219.00	34,500	30,600
26				257.00	40,600	35,900
32				390.00	58,700	54,400

Inner control cable

It has wide range of application inside the vehicle such as brake, gear, window, rear mirror, gas pedal, etc. It can also be applied to the control system on machinery and electronic device.

1x7, 1x12

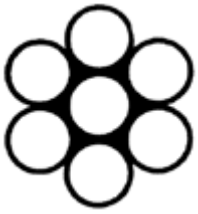

1 x 7



1 x 12

Construction	Diameter (mm)	Minimum breaking load (kg)			Weight (kg/100m)
		Galvanized	AISI 316	AISI 304	
1 x 7	0.30	10	8	10	0.05
	0.40	18	15	17	0.08
	0.50	29	25	27	0.13
	0.60	41	34	39	0.18
	0.80	72	60	68	0.32
	1.00	110	90	105	0.50
	1.20	155	135	150	0.74
	1.40	210	180	205	1.01
	1.50	240	210	230	1.15
	1.60	270	240	260	1.42
	1.80	340	300	330	1.63
	2.00	420	370	410	2.05
1 x 12	1.00	105	80	95	0.49
	1.20	150	120	140	0.70
	1.40	200	160	190	0.95
	1.50	230	185	215	1.09
	1.60	250	210	245	1.24
	1.80	310	265	310	1.56

1x19, 1x37



1 x 19



1 x 37

Construction	Diameter (mm)	Minimum breaking load (kg)			Weight (kg/100m)
		Galvanized	AISI 316	AISI 304	
1 x 19	0.80	70	50	60	0.32
	1.00	105	80	95	0.50
	1.20	150	120	140	0.72
	1.40	220	160	190	0.98
	1.50	250	185	215	1.12
	1.60	280	210	245	1.27
	1.80	340	265	310	1.61
	2.00	425	330	365	2.00
	2.50	665	520	570	3.10
	3.00	850	660	730	4.48
	3.50	1,100	860	950	6.00
	4.00	1,400	1,090	1,200	7.90
	5.00	2,180	1,700	1,880	12.50
	6.00	3,150	2,050	2,700	18.10
1 x 37	2.50	580	440	555	3.05
	3.00	830	640	800	4.39
	3.50	1,130	870	1,090	5.99
	4.00	1,480	1,140	1,420	7.82
	4.80	2,130	1,640	2,050	11.30
	5.00	2,300	1,670	2,110	12.20
	6.00	3,330	2,400	3,000	17.60

7x7, 7x19



7 x 7



7 x 19

Construction	Diameter (mm)	Minimum breaking load (kg)			Weight (kg/100m)
		Galvanized	AISI 316	AISI 304	
7 x 7	0.80	55	45	50	0.27
	1.00	85	65	75	0.42
	1.20	120	96	108	0.61
	1.50	180	150	170	0.95
	1.60	220	170	190	1.08
	1.80	260	216	245	1.34
	2.00	310	260	290	1.65
	2.50	480	400	460	2.57
	3.00	700	585	660	3.71
	3.50	920	796	900	5.05
	4.00	1,200	1,014	1,150	6.60
	5.00	1,870	1,620	1,800	10.00
	6.00	2,700	2,300	2,500	14.40
7 x 19	1.50	200	130	160	0.95
	1.60	230	150	180	1.08
	2.00	360	231	280	1.68
	2.50	560	390	435	2.63
	3.00	810	565	625	3.78
	3.50	1,100	750	830	5.28
	4.00	1,275	970	1,100	6.71
	5.00	2,100	1,520	1,700	10.50
	6.00	2,950	2,200	2,450	15.20

Conveyor belt steel cord

Being used as reinforcement material for rubber conveyor belt.

Characteristics

- Made from high tensile strength galvanized steel wire.
- Provide good flexibility and low elongation.
- Opening structure let rubber completely penetrate into the seam between steel wires, achieving better adhesion and longer life of conveyor belt.
- Specific design to meet customer's requirement.

Tensile strength grade

Wire diameter (mm)	Tensile strength (Mpa)		
	Grade A	Grade B	Grade C
0.20 - 0.40	2260	2360	2460
0.40 - 0.60	2160	2260	2360
0.60 - 0.95	2060	2160	2260
0.95 - 1.30	1960	2060	2160

Remarks during use and handling

- During transportation, handle softly and carefully to avoid bumping and damaging outer packing materials, moisture and rain prohibited, must be stored in dry and well ventilated indoors.
- When paying-off, pay attention to twisting direction of the steel cord, be sure the spool is rotating freely in order to achieve identical tension of all steel cord.
- In case of batch usage, the remaining should be repacked to avoid oxidizing of the surface and keep good adhesion with rubber.

6x7+WSC



6 x 7 + WSC

Construction	Wire diameter (mm)	Minimum breaking load (kN)			Weight (kg/100m)
		Grade A	Grade B	Grade C	
6x7+WSC	2.5	5.3	5.5	5.8	2.4
	2.6	5.5	6.0	6.5	2.7
	2.7	6.4	6.7	7.0	2.9
	2.8	6.8	7.2	7.6	3.2
	2.9	7.5	7.7	8.0	3.4
	3.0	8.0	8.5	9.0	3.7
	3.1	8.8	9.5	10.0	3.9
	3.2	9.5	10.0	10.5	4.1
	3.3	10.3	10.8	11.4	4.4
	3.4	10.6	11.1	12.0	4.6
	3.5	11.4	12.0	12.8	4.9
	3.6	12.0	12.7	13.2	5.3
	3.7	12.7	13.2	14.2	5.5
	3.8	13.7	14.3	15.0	6.0
	3.9	14.0	14.8	15.8	6.3
	4.0	14.5	15.2	16.3	6.5
	4.1	15.3	16.2	17.4	6.8
	4.2	15.9	16.6	17.8	7.1
	4.3	16.8	17.8	19.0	7.5
	4.4	17.5	18.5	19.7	7.7
	4.5	18.2	19.3	20.7	8.1
	4.6	19.2	20.1	21.3	8.4
	4.7	19.6	20.8	22.5	8.7
	4.8	20.4	21.5	23.2	9.2
	4.9	21.5	22.7	24.1	9.5
	5.0	22.2	23.3	24.9	9.8
	5.1	23.4	24.2	25.7	10.4
	5.2	24.5	25.6	26.7	10.6
	5.3	25.2	26.1	27.5	11.1
	5.4	26.2	27.5	28.7	11.5
	5.5	27.5	28.5	29.7	12.1
	5.6	28.1	29.0	30.1	12.5
	5.7	28.5	29.6	30.8	13.0
	5.8	29.2	30.7	31.3	13.4
	5.9	30.0	31.7	32.5	14.1

6x19W+WSC



6 x 19W + WSC

Construction	Wire diameter (mm)	Minimum breaking load (kN)			Weight (kg/100m)
		Grade A	Grade B	Grade C	
6x19W+WSC	5.0	23.0	23.7	24.5	10.3
	5.6	30.0	30.8	31.5	13.3
	6.0	33.2	34.3	34.8	14.9
	6.6	39.6	41.2	41.8	17.7
	7.0	44.7	46.5	47.0	19.9
	7.2	47.2	49.1	49.5	20.8
	7.6	52.8	55.0	55.5	23.6
	8.0	57.2	59.3	60.0	26.7
	8.3	60.0	62.3	63.0	28.4
	8.7	66.3	69.0	70.0	31.0
	9.1	73.0	76.3	77.0	33.7
	10.0	84.0	87.5	88.3	38.9
	10.5	91.5	95.2	96.5	42.9
	11.0	101.0	104.0	106.0	47.1
	11.5	105.0	109.0	112.0	51.5
	12.0	114.0	118.0	120.0	56.1
	12.5	122.0	127.0	132.0	60.2
	13.0	131.0	138.0	143.0	65.3
	13.5	140.0	146.0	154.0	70.2
	14.0	150.0	157.0	164.0	73.9
	14.5	154.0	162.0	170.0	79.5
	15.0	167.0	175.0	184.0	86.0

6x19+WSC



6 x 19 + WSC

Construction	Wire diameter (mm)	Minimum breaking load (kN)			Weight (kg/100m)
		Grade A	Grade B	Grade C	
6x19+WSC	4.5	18.2	18.6	19.3	7.8
	4.8	20.0	20.7	21.2	8.7
	5.0	22.5	23.2	23.9	9.8
	5.4	25.2	26.1	27.0	11.2
	5.6	27.5	28.7	29.9	12.1
	5.8	29.6	31.0	31.6	13.2
	6.0	31.0	32.3	33.3	13.9
	6.2	33.1	34.4	35.7	14.8
	6.4	34.5	36.2	37.4	15.7
	6.8	39.3	41.0	42.7	18.0
	7.2	43.0	45.0	47.1	19.9
	7.6	48.8	51.0	53.0	22.5
	8.0	53.2	55.3	57.2	24.4
	8.4	56.4	59.0	62.4	26.7
	8.8	63.2	66.2	68.3	29.4
	9.0	65.0	68.0	71.0	30.8
	9.2	67.8	71.1	73.9	32.1
	9.6	73.6	77.2	79.7	34.8
	10.0	78.7	82.3	86.3	37.8
	10.4	84.8	88.6	92.5	40.5
	10.8	90.0	94.0	97.7	43.1
	11.2	98.3	101.0	104.0	46.4
	11.6	104.0	108.0	112.0	50.8
	12.0	110.0	114.0	118.0	53.4
	12.2	112.0	116.0	121.0	54.0
	12.4	116.0	121.0	126.0	55.9
	12.6	121.0	125.0	130.0	58.1
	12.8	124.0	129.0	135.0	58.9
	13.0	128.0	133.0	139.0	62.0
	13.2	132.0	137.0	143.0	64.0
	13.4	135.0	140.0	146.0	65.5
	13.6	141.0	146.0	152.0	68.0
	13.8	145.0	150.0	155.0	70.0
	14.0	148.0	154.0	160.0	71.5
	14.5	156.0	162.0	168.0	76.1
	15.0	165.0	172.0	180.0	81.3

Chain, Rigging hardware & ACC

CHOSEOK STEEL

Forged Turnbuckles, Eye & Eye

단조턴버클 EE

Quenched and tempered / Hot dip galvanized

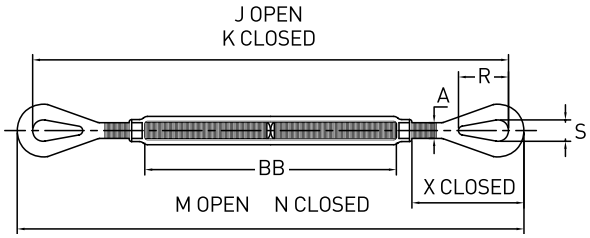

Size (in.)	WLL (t)	Weight each (kg)	Dimensions (mm)								
			A	J open	K closed	M open	N closed	R	S	X closed	BB
1/4 x 4	0.2	0.1	6	303	202	314	213	21	9	45	102
5/16 x 4-1/2	0.4	0.2	8	354	239	368	253	24	11	56	114
3/8 x 6	0.5	0.3	10	446	294	463	311	29	13	63	152
1/2 x 6	1.0	0.8	13	506	354	529	376	36	18	90	152
1/2 x 12	1.0	1.2	13	819	514	841	536	36	18	90	305
5/8 x 6	1.6	1.2	16	552	399	577	425	46	22	110	152
5/8 x 12	1.6	1.9	16	865	560	891	586	46	22	110	305
3/4 x 6	2.4	1.9	19	590	438	622	470	53	25	130	152
3/4 x 12	2.4	2.8	19	905	600	937	632	53	25	130	305
3/4 x 18	2.4	3.6	19	1,210	753	1,242	785	53	25	130	457
7/8 x 12	3.3	4.0	22	932	627	970	665	60	32	147	305
7/8 x 18	3.3	5.2	22	1,249	792	1,287	830	60	32	147	457
1 x 6	4.5	4.4	25	666	514	711	559	76	36	165	152
1 x 12	4.5	5.9	25	971	666	1,016	711	76	36	165	305
1 x 18	4.5	7.4	25	1,276	819	1,321	864	76	36	165	457
1 x 24	4.5	9.2	25	1,596	987	1,641	1,031	76	36	164	610
1-1/4 x 12	6.9	9.0	32	1,070	766	1,127	822	91	46	216	305
1-1/4 x 18	6.9	10.8	32	1,375	918	1,432	975	91	46	216	457
1-1/4 x 24	6.9	12.6	32	1,694	1,085	1,751	1,141	91	46	216	610
1-1/2 x 12	9.7	13.0	38	1,124	819	1,187	882	104	54	240	305
1-1/2 x 18	9.7	15.5	38	1,428	971	1,492	1,035	104	54	240	457
1-1/2 x 24	9.7	18.0	38	1,749	1,139	1,813	1,209	104	54	240	610
1-3/4 x 18	12.7	23.0	44	1,457	1,000	1,534	1,076	118	60	253	457
1-3/4 x 24	12.7	26.4	44	1,762	1,153	1,838	1,229	118	60	253	610
2 x 24	16.8	37.9	51	1,922	1,313	2,011	1,402	148	68	331	610
2-1/2 x 24	27.2	67.6	64	2,011	1,402	2,113	1,503	165	79	350	610
2-3/4 x 24	34.0	78.9	70	2,066	1,456	2,180	1,571	178	83	383	610

Forged Turnbuckles, Jaw & Jaw

단조턴버클 JJ

Quenched and tempered / Hot dip galvanized

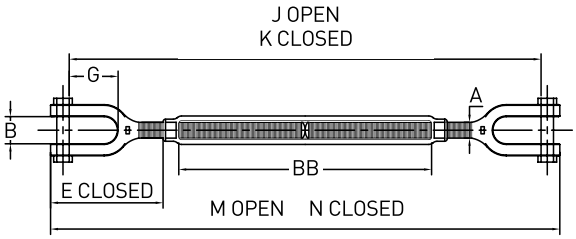

Size (in.)	WLL (t)	Weight each (kg)	imensions (mm)								
			A	B	E closed	G	J open	K closed	M open	N closed	BB
1/4 x 4	0.2	0.2	6	11	42	16	284	183	309	208	102
5/16 x 4-1/2	0.4	0.3	8	13	51	22	332	218	359	244	114
3/8 x 6	0.5	0.4	10	13	54	22	413	260	445	292	152
1/2 x 6	1.0	0.8	13	16	81	27	474	321	512	359	152
1/2 x 9	1.0	1.0	13	16	81	27	633	405	671	443	229
1/2 x 12	1.0	1.2	13	16	81	27	786	481	824	519	305
5/8 x 6	1.6	1.5	16	20	99	34	501	349	554	402	152
5/8 x 9	1.6	1.8	16	20	99	34	662	434	715	487	229
5/8 x 12	1.6	2.1	16	20	99	34	815	510	868	563	305
3/4 x 6	2.4	2.2	19	25	120	39	536	383	601	449	152
3/4 x 9	2.4	2.7	19	25	120	39	698	470	764	535	229
3/4 x 12	2.4	3.0	19	25	120	39	851	546	916	612	305
3/4 x 18	2.4	3.8	19	25	120	39	1,155	698	1,221	764	457
7/8 x 12	3.3	4.3	22	29	140	45	880	575	956	651	305
7/8 x 18	3.3	5.4	22	29	140	45	1,197	740	1,272	815	457
1 x 6	4.5	4.7	25	34	155	52	605	453	690	538	152
1 x 12	4.5	6.3	25	34	155	52	910	605	995	690	305
1 x 18	4.5	7.8	25	34	155	52	1,215	757	1,300	843	457
1 x 24	4.5	9.5	25	34	155	52	1,535	925	1,620	1,010	610
1-1/4 x 12	6.9	9.9	32	47	205	72	1,000	695	1,107	802	305
1-1/4 x 18	6.9	11.7	32	47	205	72	1,305	848	1,412	955	457
1-1/4 x 24	6.9	13.5	32	47	205	72	1,624	1,014	1,731	1,121	610
1-1/2 x 12	9.7	14.8	38	52	227	71	1,035	731	1,160	855	305
1-1/2 x 18	9.7	17.2	38	52	227	71	1,340	883	1,465	1,008	457
1-1/2 x 24	9.7	19.7	38	52	227	71	1,661	1,051	1,786	1,176	610
1-3/4 x 18	12.7	24.3	44	66	238	85	1,355	898	1,503	1,045	457
1-3/4 x 24	12.7	27.7	44	66	238	85	1,660	1,050	1,807	1,198	610
2 x 24	16.8	43.7	51	67	300	95	1,769	1,159	1,949	1,339	610
2-1/2 x 24	27.2	75.7	64	78	337	113	1,853	1,244	2,087	1,478	610
2-3/4 x 24	34.0	90.3	70	94	379	106	1,899	1,289	2,172	1,562	610

Forged Turnbuckles, Hook & Hook

단조턴버클 HH

Quenched and tempered / Hot dip galvanized

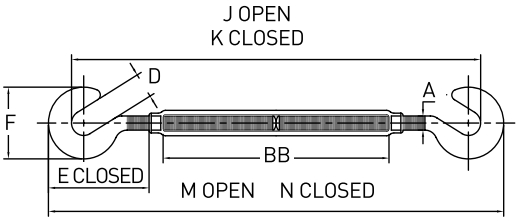

Size (in.)	WLL (t)	Weight each (kg)	Dimensions (mm)								
			A	D	E closed	F	J open	K closed	M open	N closed	BB
1/4 x 4	0.2	0.1	6	11	42	32	249	187	310	208	102
5/16 x 4-1/2	0.3	0.2	8	13	51	38	294	218	358	243	114
3/8 x 6	0.5	0.4	10	14	58	45	387	270	453	301	152
1/2 x 6	0.7	0.9	13	17	89	58	457	335	527	375	152
1/2 x 12	0.7	1.3	13	17	89	58	769	495	839	535	305
5/8 x 6	1.0	1.5	16	23	108	71	495	368	572	419	152
5/8 x 12	1.0	2.1	16	23	108	71	809	529	885	580	305
3/4 x 6	1.4	1.9	19	25	129	85	538	406	620	467	152
3/4 x 12	1.4	3.1	19	25	129	85	853	568	935	630	305
3/4 x 18	1.4	3.9	19	25	129	85	1,158	721	1,240	784	457
7/8 x 12	1.8	4.5	22	29	148	96	886	597	972	667	305
1 x 12	2.3	6.7	25	32	167	108	929	637	1,019	714	305

Split Frame type Turnbuckles, Eye & Eye

짜개턴버클 EE

JIS specification / Zinc plated or self color

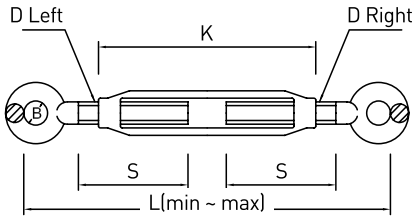

Size (in.)	WLL (t)	Weight each (kg)	Dimensions (mm)				
			K	S	L(min.)	L(max.)	B
3/8	0.4	0.3	150	70	218	330	16
1/2	0.8	0.6	200	95	274	430	21
5/8	1.3	1.1	250	120	344	538	24
3/4	1.9	1.8	300	140	416	646	28
7/8	2.6	2.6	325	155	457	711	33
1	3.2	3.8	350	170	500	776	38
1-1/4	5.0	7.4	400	225	668	990	36 x 70
1-1/2	7.0	13.5	450	225	750	1,112	35 x 80

Split Frame type Turnbuckles, Hook & Hook

짜개턴버클 HH

JIS specification / Zinc plated or self color

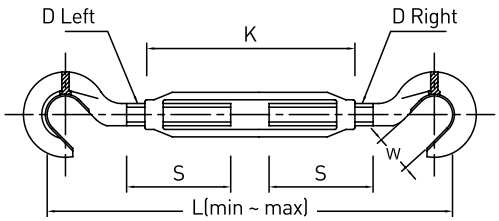

Size (in.)	WLL (t)	Weight each (kg)	Dimensions (mm)				
			K	S	W	L(min.)	L(max.)
3/8	0.1	0.3	150	70	13	218	332
1/2	0.2	0.6	200	92	14	282	430
5/8	0.4	1.0	250	116	17	344	538
3/4	0.6	1.8	300	142	20	416	650
7/8	0.7	2.6	325	150	22	457	715
1	1.0	3.7	350	170	26	500	780
1-1/4	1.5	7.2	400	200	34	618	980
1-1/2	2.0	11.8	450	225	38	700	1,000

Malleable Turnbuckles

주물턴버클

Zinc plated

Size (in.)	Weight each (g)
3/16	50
1/4	70
5/16	100
3/8	320
1/2	530
5/8	1080
3/4	1550

Diecasting Turnbuckles

다이캐스팅턴버클

Zinc plated

Size (in.)	Weight each (g)
3/16	50
1/4	70
5/16	100

Rigging Screws

리깅스크류

Forged, quenched and tempered

Zinc plated

JIS specification

Size (mm)	Rope dia. (mm)	Use length (mm)		WLL (t)	Weight each (kg)
		Max.	Min.		
14 (M24)	14	700	488	2.1	6.0
16 (M27)	16	770	538	2.6	8.6
18 (M30)	18	836	590	3.3	11.6
22 (M33)	20/22.4	908	638	5.1	14.8
24 (M39)	24	968	688	5.9	19.4
25 (M42)	25	1,004	720	6.9	23.9
30 (M48)	28/30	1,074	770	9.2	30.2
32 (M48)	32	1,124	810	10.5	36.2
34 (M52)	34	1,176	850	11.5	43.2
36 (M56)	36	1,238	900	13.0	51.1
38 (M60)	38	1,284	938	14.5	59.9
40 (M64)	40	1,344	988	16.5	70.7
42 (M68)	42.5	1,444	1,068	18.5	93.5
45 (M68)	45	1,482	1,100	21.0	105.0
48 (M70X6)	47.5	1,536	1,140	23.0	117.0
50 (M70X6)	50	1,556	1,160	25.5	124.0

Forged Wire Rope Clips, US type

단조크립

Quenched and tempered

Hot dip galvanized

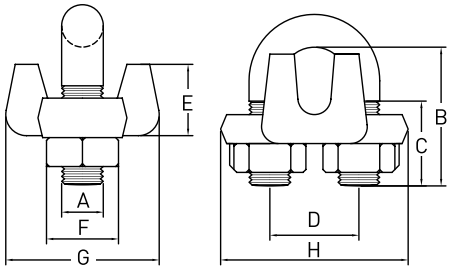

Size (in.)	Weight each (kg)	Dimensions (mm)							
		A	B	C	D	E	F	G	H
1/8	0.03	6	18	11	12	9	10	21	25
3/16	0.05	6	25	14	15	13	11	24	30
1/4	0.09	8	26	13	19	17	14	30	36
5/16	0.13	10	35	19	22	19	18	33	42
3/8	0.22	11	38	19	25	23	19	41	49
7/16	0.35	13	48	25	30	29	22	49	58
1/2	0.36	13	48	25	30	29	22	49	58
9/16	0.49	14	57	32	33	34	24	52	64
5/8	0.50	14	57	32	33	34	24	52	64
3/4	0.64	16	70	37	38	35	27	57	72
7/8	0.96	19	79	41	44	40	32	62	80
1	1.14	19	89	46	48	45	32	67	88
1-1/8	1.28	19	99	51	51	49	32	71	91
1-1/4	1.99	22	113	56	59	55	37	80	105
1-3/8	2.00	22	113	56	60	59	37	80	106
1-1/2	2.47	22	125	60	66	62	37	87	113
1-5/8	3.19	25	135	67	70	68	41	92	121
1-3/4	4.24	29	146	70	78	74	46	97	133
2	5.90	32	164	76	86	83	51	113	149
2-1/4	7.26	32	181	81	99	81	51	116	162
2-1/2	8.62	32	195	87	105	94	51	103	168
2-3/4	10.43	32	211	90	111	124	51	127	175
3	14.06	38	233	99	121	113	60	135	193
3-1/2	18.14	38	273	114	140	152	60	157	213

Malleable Wire Rope Clips, US type

주물크립

Zinc plated

Not to be used for lifting applications

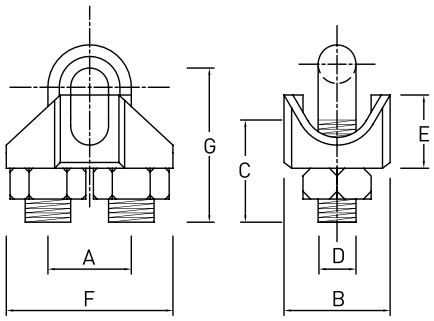

Size (in.)	Weight per each (g)	Dimensions (mm)						
		A	B	C	D	E	F	G
1/8	15	11	14	14	5	11	22	20
3/16	30	14	15	16	6	13	26	24
1/4	50	17	18	20	8	15	32	32
5/16	60	18	20	22	8	16	35	34
3/8	100	23	22	27	10	22	40	42
1/2	170	27	26	35	11	23	49	54
5/8	240	33	29	40	13	28	57	59
3/4	360	35	32	42	14	34	61	68
7/8	530	41	37	46	16	38	71	78
1	680	45	42	55	16	43	77	87

Plate Clip

교차크립(낙석방지망용)

Zinc plated

To be used for fixing wire ropes for prevention against falling stone

Size (W/Rope)	Bolt diameter	Weight/pc
16mm & 20mm	1/2"	280g

Screw Pin Anchor Shackles

단조샤클 BC

Forged, quenched and tempered

Hot dip galvanized or electric galvanized

US type

Working load limit permanently shown on every shackle

Ultimate load is 6 times or 4 times of WLL as requirement

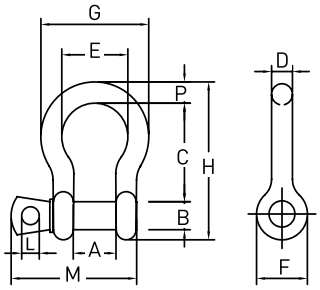

Size (in.)	WLL (t)	Weight each (kg)	Dimensions (mm)										
			A	B	C	D	E	F	G	H	L	M	P
3/16	0.3	0.03	10	6	22	5	15	14	25	37	4	29	5
1/4	0.5	0.05	12	8	29	6	20	15	33	47	5	36	6
5/16	0.8	0.09	13	10	31	8	21	19	37	53	6	43	8
3/8	1.0	0.14	17	11	37	10	26	23	45	63	6	51	10
7/16	1.5	0.17	19	13	43	11	29	27	52	74	8	60	11
1/2	2.0	0.33	21	16	48	13	33	30	59	83	10	68	13
5/8	3.3	0.62	27	19	60	16	43	38	75	106	11	85	18
3/4	4.8	1.07	32	22	71	19	51	46	89	126	13	101	21
7/8	6.5	1.64	37	25	84	22	58	53	102	148	13	114	25
1	8.5	2.28	43	29	95	25	68	60	119	167	14	130	27
1-1/8	9.5	3.36	46	32	108	29	74	68	131	190	16	145	32
1-1/4	12.0	4.31	52	35	119	33	83	76	146	210	18	159	35
1-3/8	13.5	6.14	57	38	133	36	92	84	162	233	19	173	38
1-1/2	17.0	7.80	60	41	146	39	99	92	175	254	21	186	41
1-3/4	25.0	12.60	73	51	178	47	127	106	225	313	25	230	57
2	35.0	20.41	83	57	197	53	146	122	253	347	31	263	61
2-1/2	55.0	38.90	105	70	267	69	184	145	327	453	35	330	80

Screw Pin Chain Shackles

단조샤클 SC

Forged, quenched and tempered

Hot dip galvanized or electric galvanized

US type

Working load limit permanently shown on every shackle

Ultimate load is 6 times or 4 times of WLL as requirement

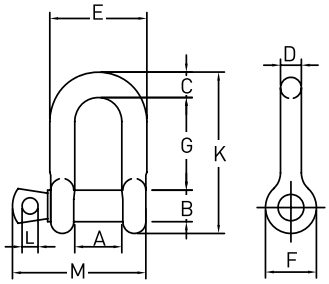

Size (in.)	WLL (t)	Weight each (kg)	Dimensions (mm)									
			A	B	C	D	E	F	G	K	L	M
3/16	0.3	0.03	10	6	22	5	15	14	25	37	4	29
1/4	0.5	0.05	12	8	29	6	20	15	33	47	5	36
5/16	0.8	0.09	13	10	31	8	21	19	37	53	6	43
3/8	1.0	0.14	17	11	37	10	26	23	45	63	6	51
7/16	1.5	0.17	19	13	43	11	29	27	52	74	8	60
1/2	2.0	0.33	21	16	48	13	33	30	59	83	10	68
5/8	3.3	0.62	27	19	60	16	43	38	75	106	11	85
3/4	4.8	1.07	32	22	71	19	51	46	89	126	13	101
7/8	6.5	1.64	37	25	84	22	58	53	102	148	13	114
1	8.5	2.28	43	29	95	25	68	60	119	167	14	130
1-1/8	9.5	3.36	46	32	108	29	74	68	131	190	16	145
1-1/4	12.0	4.31	52	35	119	33	83	76	146	210	18	159
1-3/8	13.5	6.14	57	38	133	36	92	84	162	233	19	173
1-1/2	17.0	7.80	60	41	146	39	99	92	175	254	21	186
1-3/4	25.0	12.60	73	51	178	47	127	106	225	313	25	230
2	35.0	20.41	83	57	197	53	146	122	253	347	31	263
2-1/2	55.0	38.90	105	70	267	69	184	145	327	453	35	330

Bolt type Anchor Shackles

단조샤클 BB

Forged, quenched and tempered

Hot dip galvanized or electric galvanized

US type

Working load limit permanently shown on every shackle

Ultimate load is 6 times or 4 times of WLL as requirement

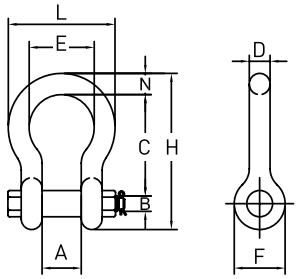

Size (in.)	WLL (t)	Weight each (kg)	Dimensions (mm)								
			A	B	C	D	E	F	H	L	N
3/16	0.3	0.03	10	6	22	5	15	14	37	25	5
1/4	0.5	0.05	12	8	29	6	20	15	47	33	6
5/16	0.8	0.10	13	10	31	8	21	19	53	37	8
3/8	1.0	0.15	17	11	37	10	26	23	63	45	10
7/16	1.5	0.22	19	13	43	11	29	27	74	52	11
1/2	2.0	0.36	21	16	48	13	33	30	83	59	13
5/8	3.3	0.76	27	20	60	16	43	38	106	75	18
3/4	4.8	1.23	32	23	71	19	51	46	126	89	21
7/8	6.5	1.79	37	26	84	22	58	53	148	102	25
1	8.5	2.57	43	29	95	25	68	60	167	119	27
1-1/8	9.5	3.75	46	32	108	29	74	68	190	131	32
1-1/4	12.0	5.31	52	36	119	33	83	76	210	146	35
1-3/8	13.5	7.18	57	39	133	36	92	84	233	162	38
1-1/2	17.0	8.62	60	42	146	39	99	92	254	175	41
1-3/4	25.0	15.38	73	52	178	47	127	106	313	224	57
2	35.0	23.70	83	58	197	53	146	122	347	258	61
2-1/2	55.0	44.57	105	71	267	69	184	145	455	324	80
3	85.0	69.85	127	84	330	79	200	165	546	371	92

Bolt type Chain Shackles

단조샤클 SB

Forged, quenched and tempered

Hot dip galvanized or electric galvanized

US type

Working load limit permanently shown on every shackle

Ultimate load is 6 times or 4 times of WLL as requirement

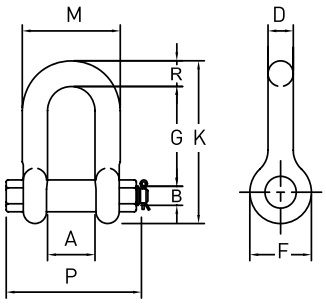

Size (in.)	WLL (t)	Weight each (kg)	Dimensions (mm)								
			A	B	D	F	G	K	M	P	R
1/4	0.5	0.06	12	8	6	16	23	40	25	40	6
5/16	0.8	0.10	13	10	8	19	27	49	29	46	8
3/8	1.0	0.15	17	11	10	23	33	59	36	55	10
7/16	1.5	0.22	19	13	11	27	38	68	41	64	11
1/2	2.0	0.34	21	16	13	30	42	77	46	71	13
5/8	3.3	0.67	27	20	16	38	52	96	59	90	18
3/4	4.8	1.14	32	23	19	46	61	115	70	105	21
7/8	6.5	1.75	37	26	22	53	73	135	81	122	25
1	8.5	2.52	43	29	25	60	82	151	94	137	25
1-1/8	9.5	3.45	46	32	29	68	92	172	103	150	32
1-1/4	12.0	4.90	52	36	32	76	101	191	115	170	35
1-3/8	13.5	6.24	57	39	35	84	113	210	127	183	38
1-1/2	17.0	8.39	60	42	38	92	124	230	137	196	41
1-3/4	25.0	14.24	73	52	44	106	148	279	162	237	54
2	35.0	21.21	83	58	53	127	173	324	184	264	60
2-1/2	55.0	38.56	105	71	67	144	205	377	238	345	67
3	85.0	56.36	127	83	76	165	217	428	279	384	89

Alloy Bolt type Anchor Shackles

단조샤클 BB 알로이

Alloy steel

Forged, quenched and tempered

Hot dip galvanized for body and painted for pin

Working load limit permanently shown on every shackle

Minimum breaking strength is 5 times of WLL

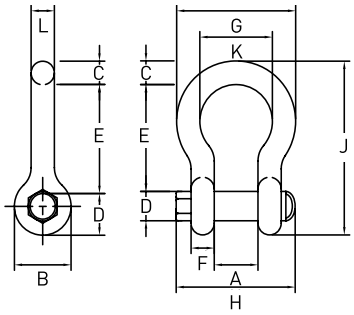

Size (in.)	WLL (t)	Weight each (kg)	Dimensions (mm)										
			A	B	C	D	E	F	G	H	J	K	L
1-1/2	30	8.53	60	92	41	41	146	35	175	196	254	99	39
1-3/4	40	15.38	73	106	57	51	178	44	224	237	313	127	47
2	55	23.59	83	122	61	57	197	51	258	264	347	146	53
2-1/2	85	43.54	105	148	79	70	267	67	324	345	455	184	69
3	120	80.74	127	165	92	83	330	76	371	384	546	200	79

D Shackles

D 샤클

Painted or zinc plated

To be used for silt protector

Commercial Shackles BC

일반샤클 BC

Zinc plated

Not to be used for lifting application

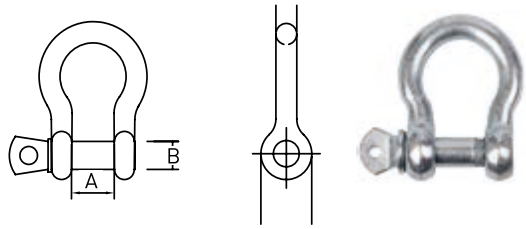

Size (in.)	WLL (t)	Weight each (kg)	Avg. Dimensions (mm)	
			A	B
3/16	0.2	0.02	10	6
1/4	0.3	0.05	12	8
5/16	0.5	0.09	13	10
3/8	0.7	0.14	17	11
7/16	1.0	0.17	19	13
1/2	1.3	0.29	21	16
5/8	2.0	0.62	27	19
3/4	2.9	1.02	32	22
7/8	3.9	1.53	37	25
1	5.0	2.30	43	29
1-1/8	6.0	3.24	46	32

Commercial Shackles SC

일반샤클 SC

Zinc plated

Not to be used for lifting application

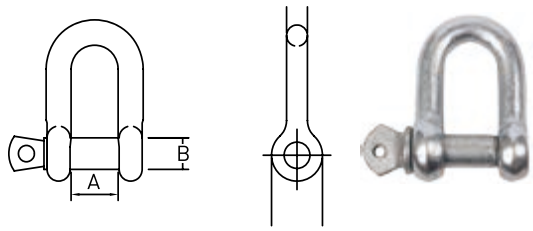

Size (in.)	WLL (t)	Weight each (kg)	Avg. Dimensions (mm)	
			A	B
3/16	0.2	0.02	10	6
1/4	0.3	0.05	12	8
5/16	0.5	0.08	13	10
3/8	0.7	0.11	17	11
7/16	1.0	0.16	19	13
1/2	1.3	0.27	21	16
5/8	2.0	0.55	27	19
3/4	2.9	1.00	32	22
7/8	3.9	1.43	37	25
1	5.0	2.15	43	29
1-1/8	6.0	3.15	46	32

Wire Rope Thimbles, Extra Heavy type

씸블(H)

US type

Recommended for heavy duty service

Zinc plated

Longer service life compared to light duty thimble

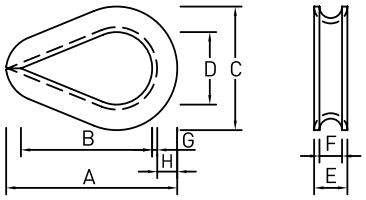

Size (in.)	Weight per each (g)	Dimensions (mm)							
		A	B	C	D	E	F	G	H
1/8	10	38	30	25	18	7	5	2	4
1/4	29	55	41	38	22	11	7	2	6
5/16	53	63	47	45	26	13	9	2	8
3/8	98	73	53	53	28	16	10	3	10
1/2	231	92	69	69	38	23	15	4	12
5/8	343	108	82	79	44	25	17	4	14
3/4	716	127	95	96	51	31	20	6	17
7/8	805	139	108	108	57	35	24	6	20
1	1,422	155	114	120	63	40	27	6	22
1-1/8~1-1/4	1,812	177	130	149	73	48	33	6	32
1-1/4~1-3/8	4,014	230	165	172	89	57	37	9	33
1-3/8~1-1/2	5,862	228	159	180	89	67	40	13	33

Dead Eye (solid) Thimbles

데드아이

Zinc plated or self color

To be used with rigging screw

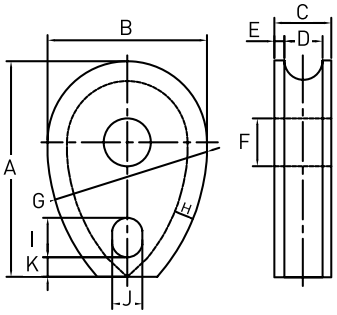

Cable Dia. (mm)	Dimensions (mm)										
	A	B	C	D	E	F	G	H	I	J	K
14	105	80	28	20	4	24	96	10	18	15	10
16	126	96	32	24	4	26	115	12	20	15	15
18	135	103	35	27	4	30	123	13	25	18	15
22	153	118	38	30	4	30	138	15	25	18	18
24	170	132	42	34	4	32	154	17	30	20	20
25	180	140	44	36	4	35	163	18	30	20	20
30	194	150	48	38	5	41	174	19	35	20	20
32	208	162	52	42	5	41	186	21	35	25	25
34	220	172	55	45	5	45	196	22	35	25	25
36	234	182	57	47	5	48	208	23	40	25	25
38	248	194	62	50	6	50	220	25	40	30	30
40	268	212	66	54	6	55	237	27	40	35	35
42	294	233	72	60	6	59	256	30	40	35	35
45	294	233	72	60	6	63	256	30	40	35	35
48	307	244	78	64	7	67	267	32	40	35	35
50	307	244	78	64	7	67	267	32	40	35	35

Snap Hooks

일반비나

DIN5299, Form C

Carbon steel

Zinc plated

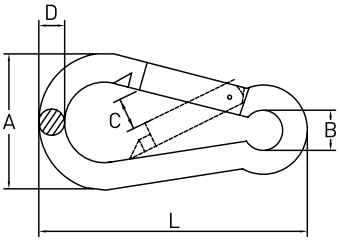

Size (mm)	WLL (kg)	Weight 100pcs (kg)	Dimensions (mm)				
			A	B	C	D	L
4	50	1.2	20	7	7	4	40
5	75	1.8	25	8	7	5	50
6	110	2.8	30	9	8	6	60
7	180	4.5	35	10	8	7	70
8	210	7.0	40	12	9	8	80
9	250	9.0	45	12	10	9	90
10	360	14.4	50	16	11	10	100
11	420	19.2	57	18	16	11	120
12	550	27.0	67	20	19	12	140
13	600	35.0	74	22	25	13	160
14	650	45.0	86	22	35	14	180

Snap Hooks with Screw

일반스크류비나

DIN5299, Form D

Carbon steel

Zinc plated

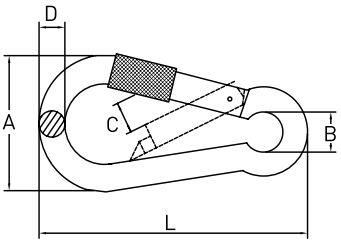

Size (mm)	WLL (kg)	Weight 100pcs (kg)	Dimensions (mm)				
			A	B	C	D	L
4	40	1.5	20	6	6	4	40
5	75	2.0	25	8	6	5	50
6	100	3.0	30	9	7	6	60
7	150	5.0	35	10	8	7	70
8	240	7.5	40	11	9	8	80
9	260	9.8	45	13	9	9	90
10	290	16.0	50	16	10	10	100
11	390	21.0	57	18	16	11	120
12	500	27.0	67	20	18	12	140
13	550	36.0	74	22	25	13	160
14	600	51.0	86	22	39	14	180

Oval Snap Hooks

타원형비나

Carbon steel

Zinc plated

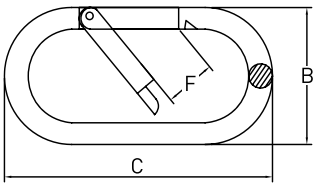

Size (mm)	WLL (kg)	Weight 100pcs (kg)	Dimensions (mm)		
			C	B	F
6	110	2.6	60	30	11
8	210	5.7	80	40	13
10	360	13.6	100	50	16
11	420	18.5	120	60	21
12	550	26.0	140	70	30

Quick Links

퀵링크

Carbon steel

Zinc plated

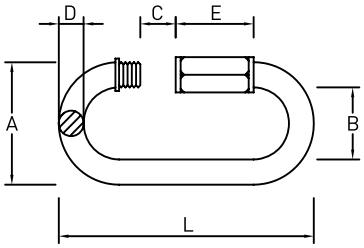

Size (mm)	WLL (kg)	Weight 100pcs (kg)	Dimensions (mm)					
			A	B	C	D	L	E
3.5	72	0.8	17	10	5	3.5	36	11
4	92	1.2	20	12	6	4	40	13
5	240	2.1	23	13	7	5	49	16
6	310	3.5	27	15	8	6	57	19
7	480	5.5	30	16	9	7	66	22
8	600	7.5	34	18	11	8	74	24
9	720	10.5	37	19	11	9	80	26
10	880	13.5	41	21	12	10	89	29
12	1,320	22.8	48	24	15	12	105	33
16	3,200	50.0	62	30	19	16	140	45

Aluminum Snap Hooks, D type

카라알루미늄비나, D형

Simple snap on / clip on design

Various color available

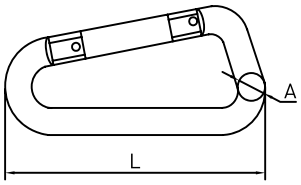

Size (mm)	Weight 100pcs (kg)	Dimensions (mm)	
		L	A
5	0.6	50	5
6	1.0	60	6
7	1.6	70	7
8	2.2	80	8

Connecting Links, Europe type

연결링크

Alloy steel

Forged, quenched and tempered

Painted

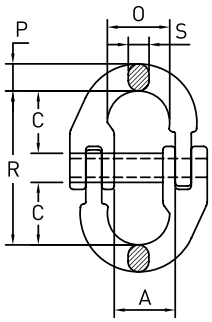

Chain Size (mm)	WLL (t)	Weight each (kg)	Dimensions (mm)					
			A	C	O	R	P	S
6	1.1	0.06	14	18	18	44	7	7
7	1.5	0.12	16	20	20	51	10	9
8	2.0	0.18	18	25	23	61	11	10
10	3.2	0.33	23	30	27	72	12	12
13	5.3	0.70	27	36	34	88	19	16
16	8.0	1.14	33	40	39	103	21	21
18-20	12.5	2.10	41	48	47	115	26	24
22	15.0	2.20	49	51	55	133	29	26
26	21.2	5.10	61	68	67	164	32	30
32	31.5	8.50	80	80	86	194	40	32

Master Links (A342)

마스터링크

Alloy steel

Forged, quenched and tempered

Painted

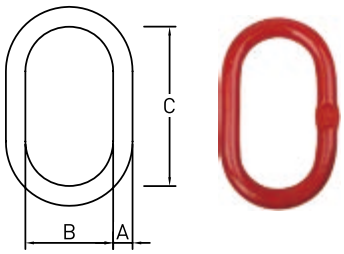

Size (in.)	WLL (t)	Weight each (kg)	Dimensions (mm)		
			A	B	C
1/2	3.4	0.59	16	71	127
5/8	4.1	0.68	16	76	152
3/4	5.6	0.91	19	81	152
7/8	6.9	1.50	22	95	162
1	11.8	2.77	28	109	191
1-1/4	17.7	5.44	34	140	241
1-1/2	27.7	8.44	41	150	267
1-3/4	38.5	11.43	44	152	305
2	46.5	16.78	51	178	356
2-1/4	64.9	24.54	57	203	406
2-1/2	72.6	30.75	64	203	406
2-3/4	98.4	39.78	70	241	406
3	103.4	52.16	76	229	457

Master Links (A344)

마스터링크(와이드형)

Alloy steel

Forged, quenched and tempered

Painted

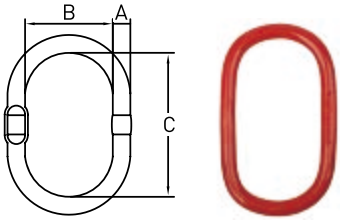

Size (in.)	WLL (t)	Weight each (kg)	Dimensions (mm)		
			A	B	C
1/2	2.5	0.36	13	60	120
3/4	6.5	1.07	19	90	160
7/8	8.0	1.61	22	100	180
1-1/8	11.8	3.78	28	145	275
1-1/4	16.0	4.67	31	145	275
1-1/2	25.0	8.89	40	160	300
1-3/4	31.5	12.75	45	180	340
2	45.0	17.28	51	216	389

Master Link Assembly (A345)

마스터링크 어셈블리(체인용)

Alloy steel

Forged, quenched and tempered

Painted

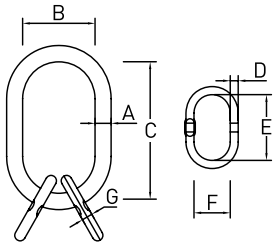

Size (in.)	WLL (t)	Weight each (kg)	Dimensions (mm)						
			A	B	C	D	E	F	G
3/4	5.6	1.59	19	81	152	14	85	45	8
7/8	6.9	2.18	22	95	162	14	85	45	8
1	11.8	4.22	28	109	191	19	100	60	8
1-1/4	17.7	7.17	34	140	241	25	160	90	13
1-1/2	27.7	15.47	41	150	267	32	180	100	17
1-3/4	38.5	21.18	44	152	305	35	203	127	19
2	46.5	30.48	51	178	356	38	229	146	-

Master Link Assembly (A347)

마스터링크 어셈블리(와이어용)

Alloy steel

Forged, quenched and tempered

Painted

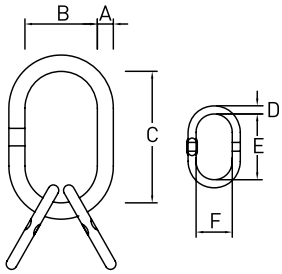

Size (in.)	WLL (t)	Weight each (kg)	Dimensions (mm)					
			A	B	C	D	E	F
1/2	2.4	0.82	13	60	120	12	85	45
11/16	3.2	1.54	17	90	160	13	120	60
3/4	4.2	1.81	19	90	160	13	120	60
7/8	8.0	3.27	22	100	180	17	160	90
1-1/8	12.0	6.99	28	145	275	22	180	100
1-1/4	17.0	9.43	31	145	275	25	206	115
1-9/16	25.0	18.37	40	160	300	31	270	140
1-3/4	31.5	26.40	45	180	340	36	284	155
2	45.0	43.09	51	191	351	46	340	180

Round Rings

라운드링

Carbon steel

Forged, quenched and tempered

Painted

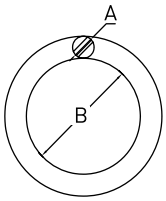

Size (A x B) (in.)	WLL (t)	Weight (kg)	Size (A x B) (in.)	WLL (t)	Weight (kg)
3/8 x 2	0.5	0.1	1-1/4 x 6	7.7	3.6
1/2 x 2	1.0	0.2	1-1/4 x 10	7.7	5.6
5/8 x 3	1.5	0.5	1-3/8 x 6	8.6	4.5
3/4 x 3	2.3	0.7	1-1/2 x 8	11.3	6.8
7/8 x 4	3.3	1.2	1-1/2 x 10	11.3	8.2
7/8 x 5-1/2	2.5	1.6	2 x 12	15.9	17.8
1 x 4	4.9	1.6			
1 x 5-1/2	4.9	2.1			
1-1/8 x 6	4.7	2.9			

Weldless Sling Links

슬링링크

Forged, quenched and tempered

Painted

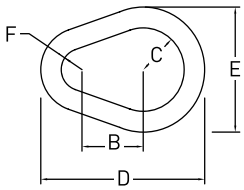

Size (in.)	WLL(t)		Weight each (kg)	Dimensions (mm)				
	Carbon	Alloy		B	C	D	E	F
3/8	0.8	1.6	0.10	29	19	76	57	10
1/2	1.3	3.2	0.25	38	25	102	76	13
5/8	1.9	4.1	0.48	47	32	127	95	16
3/4	2.7	5.6	0.85	57	38	152	114	19
7/8	3.8	6.3	1.25	67	44	178	133	22
1	4.9	11.0	1.97	76	51	203	152	25
1-1/4	7.6	16.3	3.45	102	64	260	191	32
1-3/8	9.3	19.5	5.13	105	70	279	210	35

D Rings

D링

Forged alloy steel or carbon steel

Quenched and tempered

Zinc plated or self color

Not for lifting, only for lashing or pulling

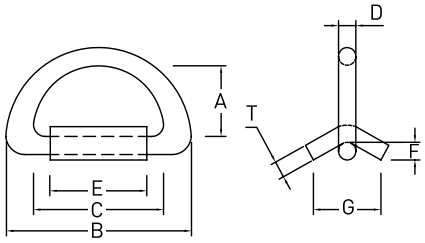

Size (mm)	MBL (t)	Weight each (kg)	Dimensions (mm)							
			A	B	C	D	E	F	G	T
13	8	0.6	36	94	68	13	50	17	35	6
16	20	1.2	70	168	110	16	75	20	50	9
19	25	2.0	70	170	120	19	90	22	50	9
22	50	4.5	90	230	140	22	125	29	67	16

Eye Plates

아이플레이트

Forged, high tensile steel

Zinc plated or self color

Weld on deck plate

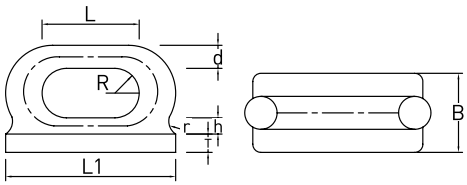

Size (t)	WLL (t)	Weight each (kg)	Dimensions (mm)							
			d	L	R	L1	B	T	h	r
2	2	0.9	22	60	15	105	48	14	7	15
3	3	2.4	25	75	21	116	55	15	8	15
5	5	3.9	30	90	25	152	66	18	10	15
7.5	7.5	7.5	42	115	30	180	100	20	25	25
10	10	11.7	50	135	32	210	120	20	30	25
15	15	20.0	60	160	34	250	140	27	36	27

Chain Swivels

단조스위블, 싱글 타입

US type

Carbon steel

Forged, quenched and tempered

Zinc plated

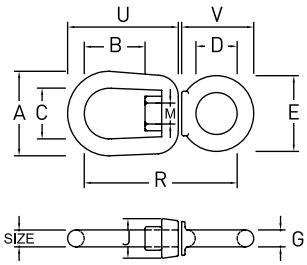

Size (in.)	WLL (t)	Weight each (kg)	Dimensions (mm)										
			A	B	C	D	E	G	J	M	R	U	V
1/4	0.4	0.06	32	18	19	16	28	6	18	8	57	43	32
5/16	0.6	0.11	41	21	25	19	35	8	21	10	69	52	37
3/8	1.0	0.24	51	24	32	25	44	10	25	13	87	64	48
1/2	1.6	0.51	64	33	38	32	57	13	33	16	108	81	62
5/8	2.4	0.95	76	40	44	38	70	16	38	19	130	99	75
3/4	3.3	1.40	89	44	51	44	83	19	48	22	147	125	88

Regular Swivels

단조스위블, 더블 타입

US type, European type available

Carbon steel

Forged, quenched and tempered

Zinc plated

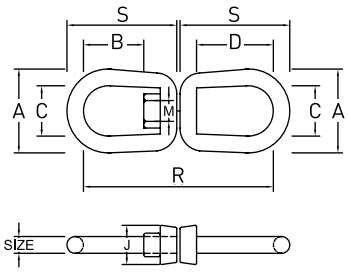

Size (in.)	WLL (t)	Weight each (kg)	Dimensions (mm)							
			A	B	C	D	J	M	R	S
1/4	0.4	0.10	32	18	19	27	18	8	75	43
5/16	0.6	0.18	41	21	25	32	21	10	90	52
3/8	1.0	0.32	51	24	32	38	25	13	109	64
1/2	1.6	0.60	64	33	38	51	33	16	138	81
5/8	2.4	1.13	76	40	44	60	38	19	167	99
3/4	3.3	1.82	89	44	51	67	48	22	183	109
7/8	4.5	2.83	102	52	57	78	54	25	213	127
1	5.7	4.06	114	59	64	89	60	29	245	146
1-1/4	8.2	7.43	143	68	80	94	76	38	291	171
1-1/2	20.5	20.77	180	99	104	99	95	57	424	252

Bearing Swivels, Eye & Eye

베어링스위블 EE

High-grade alloy steel

Designed for low starting torque and high rotation speed

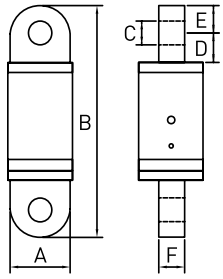

Size (in.)	WLL (t)	Weight each (kg)	Dimensions (mm)					
			A	B	C	D	E	F
1	1	1.3	49	158	17	23	21	13
2	2	3.5	68	250	28	36	34	30
3	3	7.9	78	283	28	36	34	30
5	5	9.5	88	288	31	36	34	30
8	8	18.8	108	368	41	47	46	40
10	10	24.8	118	430	50	58	52	45
20	20	60.0	170	570	53	85	71	65

General Blocks

1차도르래

Painted

Single sheave with hook

For light duty use

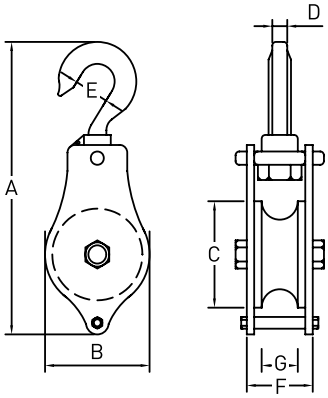

Size (in)	WLL (t)	Weight each (kg)	Dimensions (mm)						
			A	B	C	D	E	F	G
1-1/2	-	0.2	93	44	34	6	11	20	15
2	-	0.5	136	66	47	8	23	26	21
3	0.5	1.5	225	87	75	15	25	40	30
4	1.0	1.8	260	100	90	15	25	40	30
5	1.5	3.0	290	130	115	16	26	45	30

Snatch Blocks with 2 Wheels, Closed type

2차도르래

Painted

Double sheave with hook

For light duty use

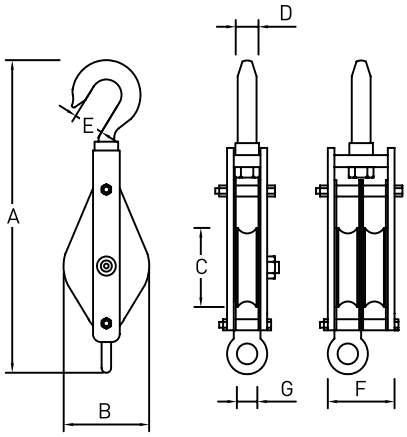

Size (in)	WLL (t)	Weight each (kg)	Dimensions (mm)						
			A	B	C	D	E	F	G
3	0.5	2.5	290	87	79	16	25	79	27
4	1.0	3.0	318	110	95	17	28	77	27
5	1.5	4.5	444	140	124	28	37	88	29

Snatch Blocks, Open type

스나치블록

Painted

Single sheave with hook

Side opening for quick placement of line or cable

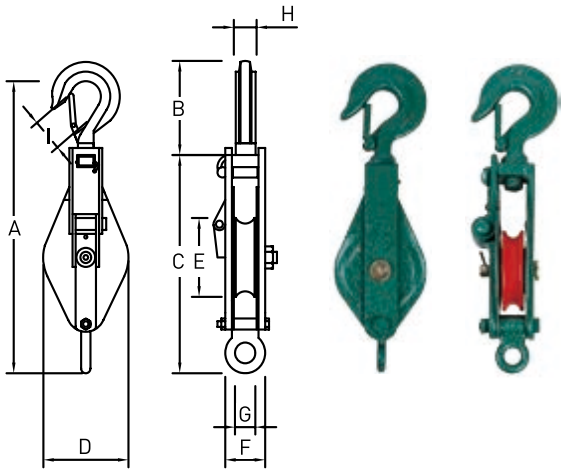

Size (in)	WLL (t)	Weight each (kg)	Dimensions (mm)								
			A	B	C	D	E	F	G	H	I
3	0.5	1.9	290	95	195	85	70	32	18	18	21
4	1.0	3.0	340	110	230	110	95	41	24	19	25
5	1.5	4.7	400	125	275	140	120	45	26	22	30
6	2.0	7.5	440	140	315	165	148	53	32	30	35

Ginning Blocks

긴닝블록

Painted

Single sheave with hook

For light duty use

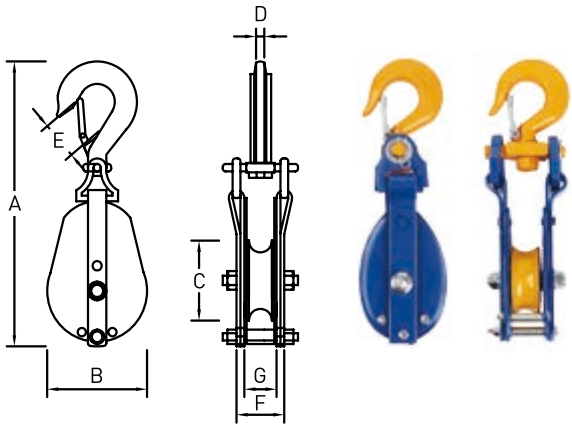

Size (in)	WLL (t)	Weight each (kg)	Dimensions (mm)						
			A	B	C	D	E	F	G
3	0.5	2.5	265	92	67	16	24	48	26
4	1.0	3.5	320	110	88	20	28	49	29
5	1.5	4.5	395	135	116	26	32	57	33
6	2.0	6.5	460	187	145	36	46	75	33

Lashing Blocks

단조라이싱블록

Painted

Forged

To be used for lashing

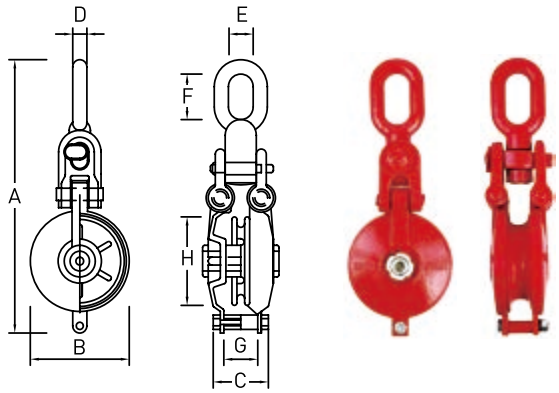

Size (in)	WLL (t)	Weight each (kg)	Dimensions (mm)							
			A	B	C	D	E	F	G	H
5	3.0	7.6	370	140	95	20	25	50	32	98
6	5.0	16.0	485	165	125	26	40	85	38	125

Trawl Blocks

사쿠라블록

Forged

High tension steel

Painted or zinc plated

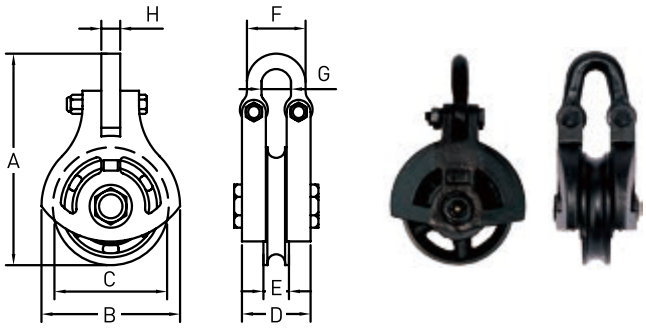

Size (in)	WLL (t)	Weight each (kg)	Dimensions (mm)							
			A	B	C	D	E	F	G	H
6	5.0	8.0	280	175	145	92	37	75	26	24
8	7.5	16.0	355	215	195	120	50	104	50	26

Towing Blocks

돗다리블록

Painted

Mainly used for changing the direction of the rope

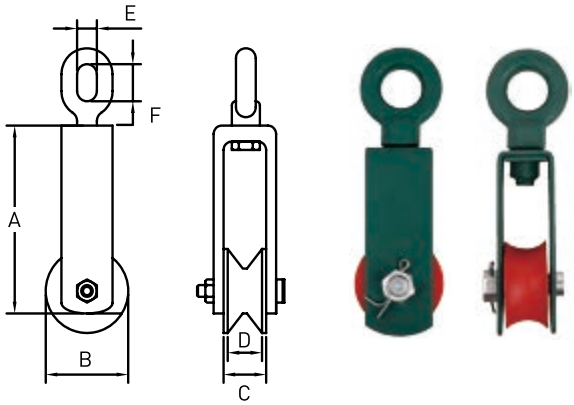

Size (in.)	Weight each (kg)	Dimensions (mm)					
		A	B	C	D	E	F
4	5.50	247	100	58	34	24	44
5	7.25	330	125	70	46	27	62
6	10.00	378	140	70	46	31	69

Red Blocks

레드블록

Painted

Forged

Heavy duty snatch block with shackle

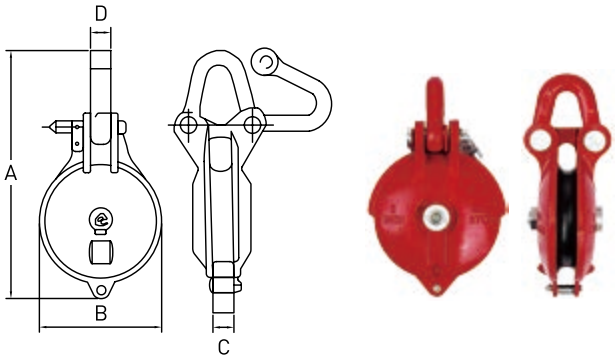

Size (in.)	WLL (t)	Weight each (kg)	Dimensions (mm)			
			A	B	C	D
3	1.5	1.5	178	85	26	12
4	3.0	2.6	235	121	34	16
5	4.5	4.5	305	145	38	18
6	6.0	7.0	350	180	41	22

Heavy Duty Snatch Blocks with Hook

챔피온블록, 후크타입

Forged, heat treated swivel hook

Can be furnished with bronze bushings or roller bearings

Opening feature permits insertion of rope while block is suspended from gin-pole

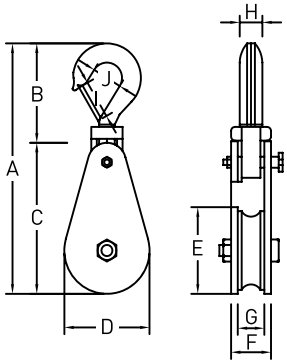

Size (in.)	WLL (t)	Weight each (kg)	Dimensions (mm)									
			A	B	C	D	E	F	G	H	I	J
4-1/2	4.0	5.8	355	165	190	105	100	51	34	29	40	49
6	8.0	12.0	420	172	245	152	150	60	40	36	54	60
8	8.0	15.0	510	215	300	205	200	60	40	36	54	60
10	8.0	19.0	680	275	405	260	250	68	43	46	57	70

Heavy Duty Snatch Blocks with Shackle

챔피온블록, 샤클타입

Forged, heat treated swivel shackle

Can be furnished with bronze bushings or roller bearings

Opening feature permits insertion of rope while block is suspended from gin-pole

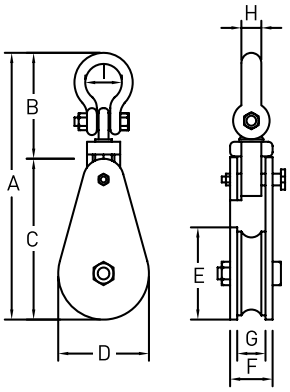

Size (in.)	WLL (t)	Weight each (kg)	Dimensions (mm)								
			A	B	C	D	E	F	G	H	I
8	8.0	16.0	525	226	300	205	200	55	39	25	67
10	8.0	20.0	702	298	405	260	250	68	43	36	90

Diecasting Swivel Single Pulleys

스위블국기차

Zinc plated

For light duty use

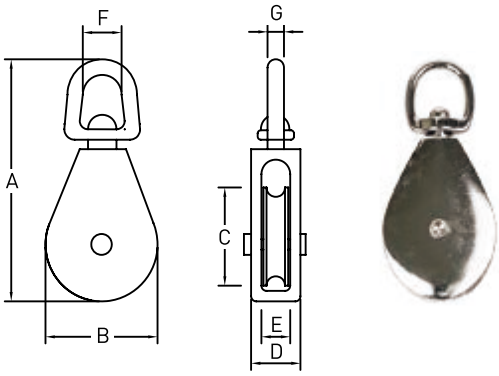

Size (in.)	Weight per each (g)	Dimensions (mm)						
		A	B	C	D	E	F	G
3/4	30	48	20	18	12	7	11	4
1	50	56	26	25	14	9	11	4
1-1/2	100	88	36	35	18	12	21	5
2	170	104	47	47	19	12	21	5

Rigid Single Pulleys

국기차

Black painted

For light duty use

Aluminum Block

알루미늄도르래

Aluminum wheel with steel frame

Above ground cable installation

Side opening for quick placement of line or cable

Size (in.)	WLL (t)	Weight each (kg)	Wheel diameter	Wheel thickness
4-2/1	0.5	2.8	110	55

Clevis Grab Hooks (A330)

CG후크

Alloy steel

Grade 70

Forged, quenched and tempered

Painted

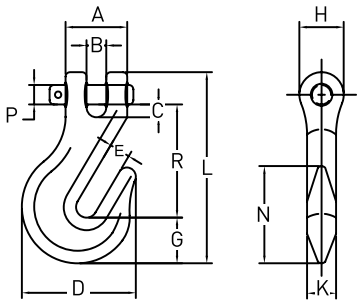

Size (in.)	WLL (t)	Weight each (kg)	Dimensions (mm)											
			A	B	C	D	E	G	H	K	L	N	P	R
1/4	1.6	0.16	25	8	8	46	9	22	18	12	77	44	8	42
5/16	2.1	0.28	31	11	9	54	11	25	23	15	93	52	10	51
3/8	3.2	0.45	36	12	12	64	13	30	25	18	112	59	11	61
7/16	4.0	0.59	42	17	16	78	14	33	29	18	125	68	14	70
1/2	5.4	1.01	48	14	13	90	17	39	32	20	145	75	16	81
5/8	8.2	2.00	59	18	17	112	20	45	40	28	173	109	19	104
3/4	11.2	2.95	67	24	24	133	24	54	48	33	207	129	22	118

Clevis Sling Hooks (A331)

CS후크

Alloy steel

Grade 70

Forged, quenched and tempered

Painted

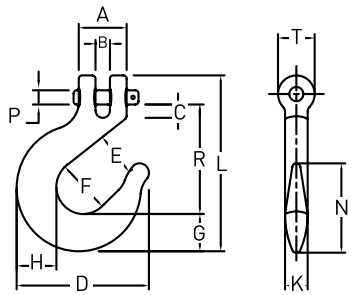

Size (in)	WLL (t)	Weight each (kg)	Dimensions (mm)													
			A	B	C	D	E	F	G	H	K	L	N	P	R	T
1/4	1.2	0.25	27	8	7	70	24	30	21	22	13	100	54	8	66	21
5/16	2.0	0.36	31	11	9	78	27	32	24	25	14	115	57	10	73	25
3/8	2.4	0.55	35	11	11	92	33	38	29	30	17	131	65	11	83	27
7/16	3.2	0.93	44	15	15	110	40	46	35	37	21	152	78	14	94	30
1/2	4.1	1.25	48	14	13	122	43	49	40	41	23	166	87	16	102	33
5/8	6.1	2.15	59	18	18	143	51	60	46	49	28	200	102	19	125	40
3/4	8.7	5.12	81	30	33	187	64	76	60	64	37	255	129	25	155	53

Clevis Grab Hooks, Europe type

CG후크(유럽식)

Alloy steel

Grade 80

Forged, quenched and tempered

Painted

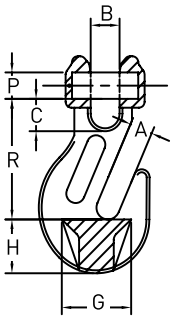

Chain Size (mm)	WLL (t)	Weight each (kg)	Dimensions (mm)						
			A	B	C	P	R	G	H
6	1.1	0.20	8	8	9	7	42	15	16
7-8	2.0	0.27	10	9	10	9	50	30	24
10	3.2	0.75	13	13	14	13	72	44	31
13	5.3	1.35	17	17	17	16	88	53	38
16	8.0	2.30	20	21	20	21	102	64	44
20	12.5	4.10	23	23	24	24	117	85	53
22	15.0	5.65	27	27	26	26	139	97	62

Clevis Sling Hooks, Europe type

CS후크(유럽식)

Alloy steel

Grade 80

Forged, quenched and tempered

Painted

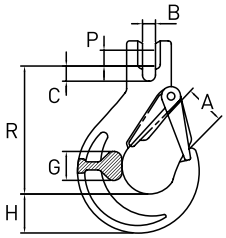

Chain Size (mm)	WLL (t)	Weight each (kg)	Dimensions (mm)						
			A	B	C	G	H	P	R
6	1.1	0.20	19	7	8	15	20	7	69
7-8	2.0	0.60	26	10	10	19	28	9	95
10	3.2	1.10	31	12	14	25	34	12	109
13	5.3	2.00	39	15	17	34	41	16	136
16	8.0	3.50	45	18	22	37	49	20	155
20	12.5	5.00	53	23	26	51	53	24	183
22	15.0	12.10	62	24	30	50	62	27	213

Eye Sling Hooks

일반아이후크

Forged, quenched and tempered

Zinc plated

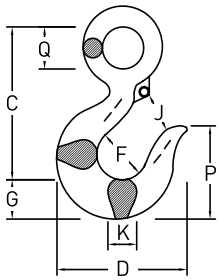

WLL (t)		Dimensions (mm)							
Carbon	Alloy	C	D	F	G	J	K	P	Q
3/4	1	85	72	32	18	23	16	50	19
1	1-1/2	97	79	35	21	24	18	57	23
1-1/2	2	105	90	38	25	27	22	62	28
2	3	119	100	41	28	30	24	71	32
3	5	147	122	50	36	38	33	89	40
5	7	187	159	63	46	45	42	115	50
7-1/2	11	230	189	76	57	61	45	135	62
10	15	256	210	82	66	67	49	152	72

Replacement Latch Kits for Eye Sling Hooks

아이후크안전핀

Zinc plated

Heavy duty stamped latch interlocks with the hook tip

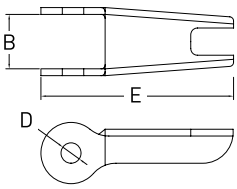

Hook Size (t)		Weight each (g)	Dimensions (mm)		
Carbon	Alloy		B	D	E
3/4	1	14	13	4	37
1	1-1/2	17	14	4	40
1-1/2	2	20	16	4	42
2	3	27	17	4	49
3	5	45	21	5	59
5	7	68	26	5	73
7-1/2	11	127	32	7	90
10	15	149	34	7	97

Swivel Hooks

스위블후크

Carbon steel

Forged, quenched and tempered

Painted

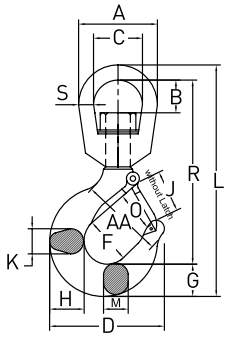

WLL (t)		Weight each (kg)	Dimensions (mm)														
Carbon	Alloy		A	B	C	D	F	G	H	J	K	L	M	O	R	S	AA
3/4	1	0.34	51	21	32	73	32	19	21	24	16	144	16	23	116	10	38
1	1-1/2	0.57	64	33	38	80	35	21	24	25	18	170	18	23	136	13	51
1-1/2	2	1.02	76	38	44	91	38	25	29	27	22	197	22	25	155	16	51
2	3	1.04	76	38	44	102	41	29	33	30	24	210	24	28	165	16	51
3	5	2.25	89	42	51	123	51	37	41	38	33	246	29	35	191	19	64
5	7	4.67	116	58	64	160	64	46	52	45	42	317	37	41	245	25	76
7-1/2	11	8.80	127	64	70	192	76	57	67	61	48	375	41	53	289	29	102
10	15	10.55	143	63	79	212	83	66	75	67	56	417	49	58	311	32	102
15	22	21.32	180	96	104	263	108	76	89	87	68	542	60	77	424	38	127

Eye Self Locking Hooks

아이안전후크

Alloy steel

Grade 80

Forged, quenched and tempered

Painted

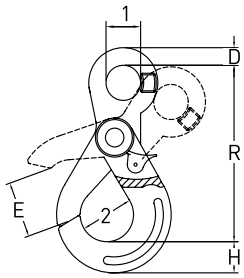

Chain Size (mm)	WLL (t)	Weight each (kg)	Dimensions (mm)					
			1	R	D	2	H	E
6	1.1	0.50	22	111	10	34	20	28
7-8	2.0	0.80	25	136	12	46	24	34
10	3.2	1.60	32	171	15	56	29	44
13	5.3	3.20	41	209	20	69	40	52
16	8.0	5.70	56	258	22	86	51	60
20	12.5	8.50	65	275	27	98	55	81
22	15.0	13.00	70	320	30	100	67	82
26	21.2	18.00	80	363	33	110	75	110

Swivel Self Locking Hooks

스위블안전후크

Alloy steel

Grade 80

Forged, quenched and tempered

Painted

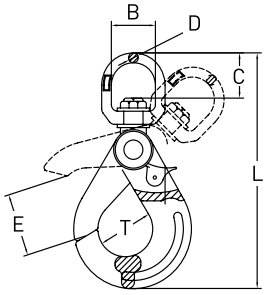

Chain Size (mm)	WLL (t)	Weight each (kg)	Dimensions (mm)					
			B	C	D	L	T	E
6	1.1	0.70	33	22	11	170	34	29
7-8	2.0	1.10	36	26	13	210	46	34
10	3.2	2.00	42	34	15	247	56	44
13	5.3	4.00	50	39	16	302	69	52
16	8.0	7.30	61	55	22	383	86	60
20	12.5	11.60	72	61	26	418	98	83
22	15.0	16.00	95	95	33	527	100	88
26	21.2	21.50	122	115	42	610	110	96

Clevis Self Locking Hooks

크레비스안전후크

Alloy steel

Grade 80

Forged, quenched and tempered

Painted

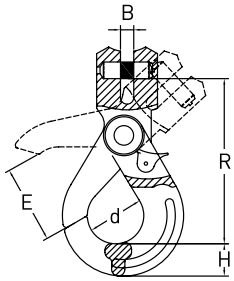

Chain Size (mm)	WLL (t)	Weight each (kg)	Dimensions (mm)				
			E	B	H	d	R
6	1.1	0.50	29	9	20	34	96
7-8	2.0	0.80	34	10	24	46	121
10	3.2	1.50	44	12	29	56	146
13	5.3	2.80	52	15	40	69	182
16	8.0	5.60	60	18	51	86	218
20	12.5	7.50	83	25	55	98	240
22	15.0	11.50	88	26	67	100	277
26	21.2	18.50	96	30	75	110	311

Foundry Hooks

파운드리후크

Alloy steel

Grade 80

Forged, quenched and tempered

Painted

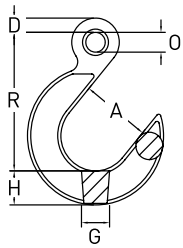

Chain Size (mm)	WLL (t)	Weight each (kg)	Dimensions (mm)					
			A	D	O	R	G	H
7-8	2.0	1.14	64	14	18	123	26	31
10	3.2	1.77	78	16	22	149	32	36
13	5.3	2.82	89	19	27	174	39	43
16	8.0	5.03	102	22	47	224	46	50
18-20	12.5	7.60	114	28	56	260	54	61
22	15.0	13.78	127	32	47	265	65	69
26	21.2	19.21	136	34	54	305	72	80
32	31.5	24.80	165	37	60	327	83	95

Welding Hook

용접후크

Zinc plated

Carbon steel

Weld on deck plates to fix chains

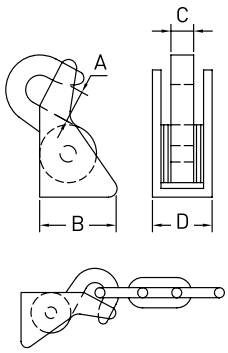

Size (mm)	Weight each (g)	Dimensions (mm)			
		A	B	C	D
8	125	15	30	8	21

Eye Bolts (JIS)

아이볼트

JIS specification

Forged carbon steel

Zinc plated

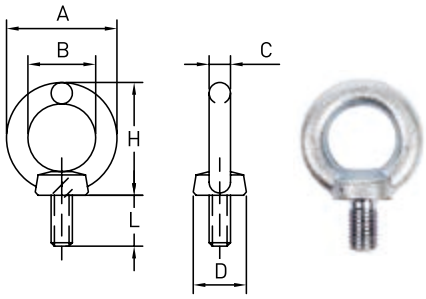

Size		WLL (kg)	Weight each (kg)	Dimensions (mm)					
in.	mm			A	B	C	D	H	L
1/4	6	60	0.02	26	16	6	14	27	14
5/16	8	80	0.03	32	20	6	16	33	15
3/8	10	150	0.06	41	25	8	20	41	18
1/2	12	220	0.12	50	30	10	25	51	22
5/8	16	450	0.22	60	35	12	30	60	27
3/4	20	630	0.39	72	40	16	35	71	30
7/8	22	760	0.56	81	44	19	40	84	35
1	24	950	0.80	90	50	20	45	90	38
1-1/4	30	1,500	1.56	110	60	25	60	110	45

Eye Nuts (JIS)

아이너트

JIS specification

Forged carbon steel

Zinc plated

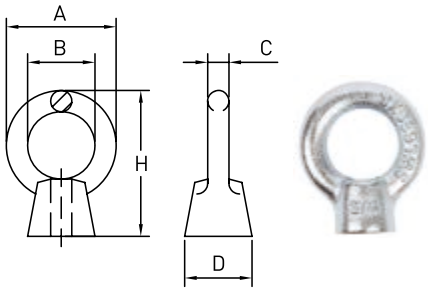

Size		WLL (kg)	Weight each (kg)	Dimensions (mm)				
in.	mm			A	B	C	D	H
1/4	6	60	0.02	25	14	6	13	33
5/16	8	80	0.03	32	20	6	16	39
3/8	10	150	0.06	41	25	8	20	48
1/2	12	220	0.12	50	30	10	25	61
5/8	16	450	0.22	60	35	12	30	72
3/4	20	630	0.39	72	40	16	35	86
7/8	22	760	0.57	81	44	19	41	99
1	24	950	0.85	90	50	20	45	111
1-1/4	30	1,500	1.75	110	60	25	60	135

Mild Steel Link Chains

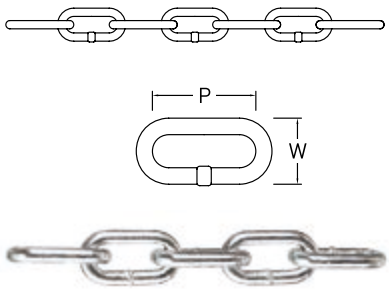

일반체인

Korean type short link chain, long link chain available

Carbon steel

Zinc plated

Size (mm)	WLL (t)	Weight (kg/m)	Dimensions (mm)	
			P	W
3	0.06	0.2	20	11
4	0.1	0.3	22	16
5	0.2	0.4	24	18
6	0.3	0.6	27	22
7	0.3	0.9	31	26
8	0.5	1.1	35	30
9	0.6	1.5	39	33
12	1.0	3.0	38	42
15	1.7	5.0	45	53
16	1.9	5.1	53	55
19	2.7	7.8	58	63

G80 Lifting Chains

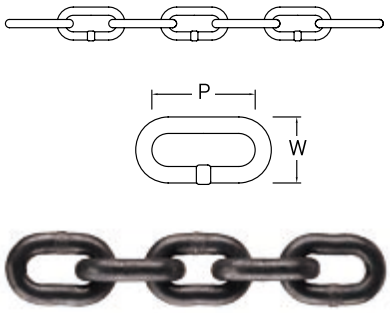

로드체인

Alloy steel

Blackened, painted or zinc plated

G100 available

Size (mm)	WLL (t)	MBL (t)	Weight (kg/m)	Dimensions (mm)	
				P	W
6	1.1	4.6	0.8	18	22.2
7	1.5	6.2	1.1	21	25.9
8	2.0	8.1	1.4	24	29.6
10	3.2	12.7	2.2	30	37.0
13	5.3	21.4	3.8	39	48.1
16	8.0	32.5	5.7	48	59.2
18	10.0	41.1	7.3	54	66.6
20	12.5	50.8	9.0	60	74.0
22	15.0	61.4	10.9	66	81.4
26	21.2	85.8	15.2	78	96.2
32	31.5	130.3	23.0	96	118.0

G80 Lashing Chains

라이싱체인

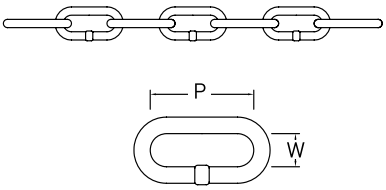

High quality alloy steel

Zinc plated, self color or painted

Mainly used for lashing containers on deck

Size (mm)	Breaking load (t)	Weight (kg/m)	Dimensions (mm)	
			P	W
11.2	15	2.3	62	22
13	20	3.0	80	23
16	30	4.2	100	26

Hatch Cover Chains

해치커버체인

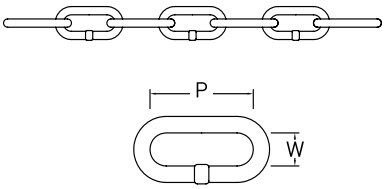

Painted or zinc plated

Alloy steel

To be used for ship hatch cover or conveyor system

Size (mm)	Proof load (t)	Weight (kg/m)	Dimensions (mm)	
			P	W
11	10	2.5	43	13
14	20	4.0	50	17
16	22	5.0	55	19
18	32	6.6	64	21
19	35	7.5	65	22
22	48	9.5	86	26

PVC Chains

플라스틱체인

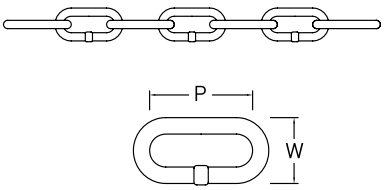

Various color available

Typically available in 50 meter bags

Size (mm)	WLL (Kg)	Weight (g/m)	Dimensions (mm)	
			P	W
6	70	80	26	19
8	95	140	38	25

Anchor Chains with Stud

앙카체인

Painted or zinc plated

ABS, BV, DNV, GL, LR, KR class certificates available

Size (mm)	Dimensions (mm)		Grade 2		Grade 3		Weight (Kg/m)
	outside length	outside width	PTL(t)	BTL(t)	PTL(t)	BTL(t)	
16	96	58	11	15	15	22	5.6
17.5	105	63	13	18	18	26	6.7
19	114	68	15	22	22	31	7.9
20.5	123	74	18	25	25	36	9.2
22	132	79	20	29	29	41	10.6
24	144	86	24	34	34	49	12.6
26	156	94	28	40	40	57	14.8
28	168	101	33	46	46	66	17.2
30	180	108	38	52	52	75	19.7
32	192	115	43	59	59	85	22.4
34	204	122	48	67	67	96	25.3
36	216	130	53	75	75	107	28.4
38	228	137	59	83	83	118	31.6
40	240	144	65	91	91	131	35.0
42	252	151	72	100	100	143	38.6
44	264	158	78	110	110	157	42.4
46	276	166	85	119	119	171	46.4
48	288	173	93	130	130	185	50.5
50	300	180	100	140	140	200	54.8
52	312	187	108	151	151	215	59.2
54	324	194	116	162	162	232	63.9
56	336	202	124	174	174	248	68.7
58	348	209	132	185	185	265	73.7
60	360	216	141	198	198	283	78.8

G80 Tie Down Chains

낙줄

Zinc plated, painted or blackened

Chains with clevis/eye grab hooks on both,

but one bent hook for 7.1mm x 28m

Different length is available depending order's request

Size (mm)	Length (m)	Hook	WLL (t)	Weight (kg/pc)
7.1	2.8	one bent hook	1.6	3.3
7.1	6	both grab hooks	1.6	6.7
10	4.5	both grab hooks	3.2	10.5
10	6	both grab hooks	3.2	14.1
13	6	both grab hooks	5.5	23.1

Drum Lifter

드럼리프트

Works with an overhead hoist to provide fast loading and unloading of steel drums

Snaps easily onto opposite sides of the top of drum

Spring-loaded latch for safe drum grip and clamps hold lifters in place

For use with closed-head 30 and 55 gallon drums with a top lip

Capacity	Weight (kg)	Opening size (mm)
1t * 0.6M	3.4	0 - 25

Cargo Winch

부착바

Zinc plated or painted

Secures cargo on flatbed trailers and trucks

Designed to be permanently mounted in a fixed position

Use with 2", 3" or 4" Webbing

Chain Blocks

체인블록

G80 alloy steel chain and forged hook

Equipped with wide throat top and bottom drop forged hooks

Hooks and chains can be supplied separately for maintenance

Size (t)	WLL (t)	Lift length (m)	Weight each (kg)
0.25	0.25	3	4
0.5	0.5	3	8
1	1.0	3	11
1.5	1.5	3	17
2	2.0	3 or 4	18
3	3.0	3 or 4	22
5	5.0	3 or 4	36

Lever Blocks

레버블록

G80 alloy steel chain and forged hook

Versatile, portable tool used for lifting, pulling, stretching, fastening or dragging

Size (t)	WLL (t)	Lift length (m)	Weight each (kg)
0.25	0.25	1.5	2
0.5	0.5	1.5	4
0.75	0.8	1.5	7
1	1.0	1.5	7
1.5	1.5	1.5	11
3	3.0	1.5	21
6	6.0	1.5	31

Plain Trolleys

프레인트롤리

Can be attached to electric hoist

Can be easily running on the bottom flange of I beam track at a curve radius for loading and unloading goods and equipments

The plain trolley is operated by pushing the load while the geared trolley by pulling the hand chain to drive it

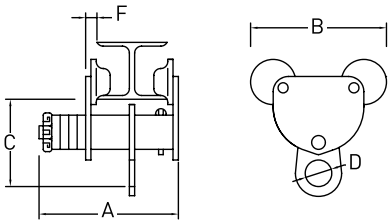

Size (t)	Weight each (kg)	Dimensions (mm)				
		A	B	C	D	F
0.5	4.5	178	179	120	35	18
1	7.5	189	208	128	45	24
2	11.5	221	233	145	60	27

Ratchet type Load Binder

로드바인더

Safety, reliable design for easy operation

No requirement for locking of handle than lever type load binder

High quality drop forged construction

Heat treated for extra strength

Short reach hooks provide optimum take-up

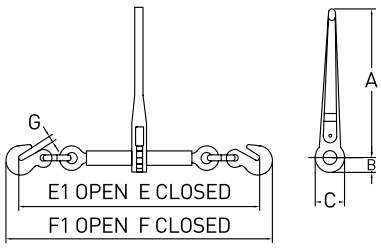

Min-Max chain Size (mm)	WLL (t)	MBL (t)	Weight each (kg)	Handle length (mm)	Barrel length (mm)	Take up (mm)	Dimensions (mm)							
							A	B	C	E	E1	F	F1	G
5/16 - 3/8	2.4	8.6	4.8	341	252	203	354	33	66	604	807	664	867	12
3/8 - 1/2	4.2	15.0	5.9	354	252	203	354	33	66	605	808	684	887	15
1/2 - 5/8	5.9	20.9	6.5	354	252	203	354	33	66	658	861	751	878	19

Open / Closed Spelter Sockets

스펠터소켓 Open type

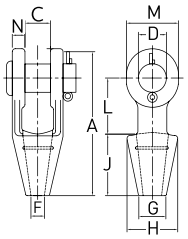

Zinc plated

Socket process method is molding the terminal parts by injecting resin and compound metals(Tin, Zinc)

The most superior method for wire rope sling

Wire rope dia.		Structural strand dia. (in.)	Weight each (kg)	Dimensions (mm)									
in.	mm			A	C	D	F	G	H	J	L	M	N
1/4	6 - 7	-	0.50	116	19	18	10	18	40	57	40	33	9
5/16 - 3/8	8 - 10	-	0.59	123	21	21	13	21	43	57	44	38	11
7/16 - 1/2	11 - 13	-	1.02	141	25	25	14	24	48	64	51	48	13
9/16 - 5/8	14 - 16	1/2	1.63	171	32	30	18	29	57	76	64	57	14
3/4	18	9/16 - 5/8	2.64	202	38	35	21	32	67	89	76	67	16
7/8	20 - 22	11/16 - 3/4	4.37	235	44	41	24	38	83	102	89	80	20
1	24 - 26	13/16 - 7/8	7.02	268	51	51	29	44	95	114	102	95	22
1-1/8	28 - 30	15/16 - 1	9.74	300	57	57	32	51	105	127	117	105	25
1-1/4 - 1-3/8	32 - 35	1-1/16 - 1-1/8	14.04	335	64	64	38	57	121	140	127	121	29
1-1/2	38	1-3/16 - 1-1/4	21.40	384	76	70	41	70	133	152	152	137	30
1-5/8	40 - 42	1-5/16 - 1-3/8	24.92	413	76	76	44	76	140	165	165	146	33
1-3/4 - 1-7/8	44 - 48	1-7/16 - 1-5/8	37.15	464	89	89	51	80	162	191	178	165	40
2 - 2-1/8	50 - 54	1-11/16 - 1-3/4	58.44	546	102	95	57	95	187	216	229	178	46

스펠터소켓 Closed type

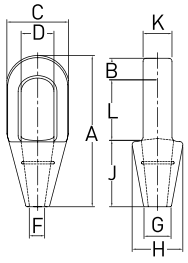

Zinc plated

Socket process method is molding the terminal parts by injecting resin and compound metals(Tin, Zinc)

The most superior method for wire rope sling

Wire rope dia.		Structural strand dia. (in.)	Weight each (kg)	Dimensions (mm)									
in.	mm			A	B	C	D	F	G	H	J	K	L
1/4	6 - 7	-	0.23	114	13	38	22	10	18	40	57	13	44
5/16 - 3/8	8 - 10	-	0.34	125	16	43	25	13	21	43	57	18	52
7/16 - 1/2	11 - 13	-	0.68	140	18	51	29	14	24	51	64	22	59
9/16 - 5/8	14 - 16	1/2	1.13	160	21	67	36	18	28	60	76	25	64
3/4	18	9/16 - 5/8	1.93	194	27	76	42	22	32	70	89	32	78
7/8	20 - 22	11/16 - 3/4	3.28	222	32	92	49	25	38	83	102	38	89
1	24 - 26	13/16 - 7/8	4.76	251	35	105	58	29	44	95	114	44	102
1-1/8	28 - 30	15/16 - 1	6.46	279	38	114	65	32	51	105	127	51	114
1-1/4 - 1-3/8	32 - 35	1-1/16 - 1-1/8	8.95	308	41	127	71	38	57	121	140	57	127
1-1/2	38	1-3/16 - 1-1/4	13.23	354	49	137	81	41	70	133	152	64	152
1-5/8	40 - 42	1-5/16 - 1-3/8	16.31	384	54	146	83	44	76	140	165	70	165
1-3/4 - 1-7/8	44 - 48	1-7/16 - 1-5/8	25.93	438	56	171	95	51	80	162	191	76	192
2 - 2-1/8	50 - 54	1-11/16 - 1-3/4	35.79	505	62	194	111	57	95	187	216	83	224

Wedge Sockets

웻지소켓

Basket is cast steel

Painted

Socket swaging process is the method that connects wire rope to a socket and does wedging the terminal part

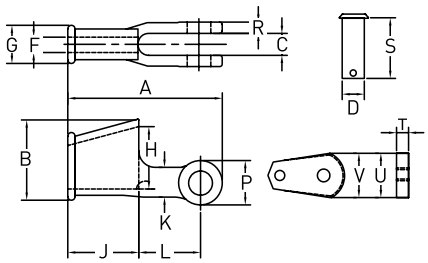

Wire rope dia.		Weight each (kg)	Dimensions (mm)															
in.	mm		A	B	C	D	F	G	H	J	K	L	P	R	S	T	U	V
3/8	9 - 10	1.20	67	65	21	21	14	29	52	57	27	64	40	11	52	11	32	35
1/2	11 - 13	2.60	173	87	25	25	18	35	71	76	33	70	49	13	62	13	44	48
5/8	14 - 16	3.75	207	103	32	30	22	44	84	94	38	83	57	14	80	18	51	56
3/4	18 - 19	6.25	248	122	38	35	25	52	100	111	44	102	67	17	92	20	59	65
7/8	20 - 22	9.29	283	140	44	41	29	59	114	127	51	114	80	19	106	22	68	75
1	24 - 26	13.41	324	156	51	51	33	65	127	146	57	127	95	22	118	26	73	83
1-1/8	28	19.42	365	171	57	57	38	75	140	165	64	143	108	25	137	30	80	90
1-1/4	30 - 32	26.05	406	187	64	64	41	81	152	184	70	159	121	29	148	33	86	97

Splicing Bolts, Cone type

스프라이스(낙석방지책용)

Hot dip galvanized

To be used for prevention against falling stone as end fitting of 3x7 guy strand 18mm

Size (W/Rope)	Bolt diameter	Length	Weight/pc
18mm(L)	25mm	1,070mm	5.4Kg
18mm(S)	25mm	780mm	4.0Kg

Splicing Bolts, Eye type

단부고정장치(낙석방지책용)

Hot dip galvanized

To be used for prevention against falling stone as end fitting of wire rope

Size (W/Rope)	Bolt diameter	Length	Weight/pc
20mm(L)	25mm	1,070mm	4.7Kg
20mm(S)	25mm	720mm	3.2Kg

Floor Block, Pipe type

바닥로라 (파이프타입)

Underground cable laying guide roller with aluminum wheel, electrical cable roller

Prevent friction between cable and ground

Heavy duty tubular frame straight line roller

Floor Block, Plate type

바닥로라 (철판타입)

Underground cable laying guide roller with aluminum wheel, electrical cable roller

Prevent friction between cable and ground

Robust steel plate frame

Pulling Roller

연선로라



Designed for multi-directional pulling

Low friction rollers for ease of pulling

Cable Hangers

캐리스타

Plastic or steel

Round hose and cable carrier for tag line systems

Designed for use with a catenary cable for supporting electric, air, hydraulic and other flexible lines or cables to fixed and moveable equipment

Controlled plate

와이어조절구

Composed of wire rope,

steel plate with 3 holes and turnbuckle

To be used for sustaining gang form

Size (W/Rope)	Turnbuckle	Size (Plate)
6mm or 8mm	5/8" or 3/4"	310L*50W*4.5T

Stainless Steel Eye & Eye Turnbuckles, Korean type

STS 턴버클 EE (한국식)

AISI 304 or AISI 316

Polished

Size (in.)	WLL (t)	Weight each (kg)	frame length (mm)
3/16	0.09	0.08	75
1/4	0.16	0.12	100
5/16	0.4	0.2	125
3/8	0.7	0.3	150
1/2	1.2	0.6	200
5/8	1.4	1.1	250
3/4	2.1	1.8	300
7/8	2.5	2.9	325
1	3.0	4.0	350

Stainless Steel Jaw & Jaw Turnbuckles, US type

STS 단조형 턴버클 JJ (미국식)

AISI 304 or AISI 316

Polished

Size (in.)	WLL (t)	Weight each (kg)
1/4 x 4	0.2	0.2
5/16 x 4-1/2	0.3	0.3
3/8 x 6	0.4	0.4
1/2 x 6	0.7	0.8
5/8 x 6	1.1	1.4
3/4 x 6	1.6	2.2
3/4 x 12	1.6	2.7
7/8 x 12	2.4	3.7
1 x 12	3.2	5.9
1-1/4 x 12	4.7	9.8

Stainless Steel Life Line Turnbuckles

STS 316 라이프라인 턴버클

Cast AISI 316 stainless steel

Polished

To be used for boat lifeline

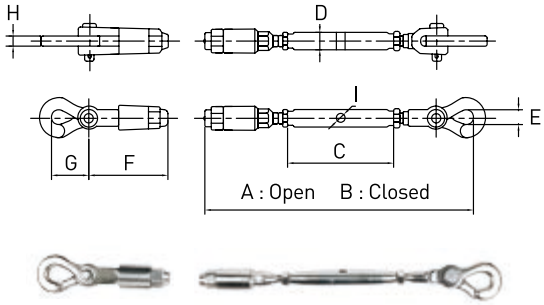

Size (mm)	Weight each (kg)	Dimensions (mm)								
		A	B	C	D	E	F	G	H	I
8	2.0	465	365	146	22	19	107	52	12	11
10	2.3	485	371	170	27	19	107	52	12	14
14	3.1	638	494	218	34	19	113	61	20	15

Stainless Steel Wire Rope Clips

STS크립

AISI 304 or AISI 316

Polished

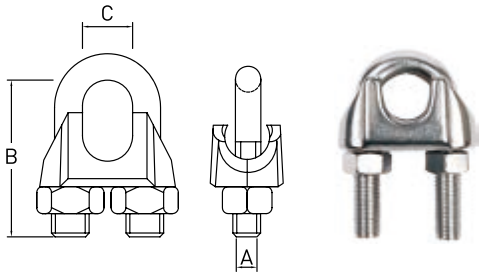

Size (in)	Weight per each (g)	Dimensions (mm)		
		A	B	C
1/8	20	5	20	7
3/16	30	6	24	10
1/4	60	8	31	10
5/16	70	8	34	12
3/8	120	10	41	14
1/2	200	12	53	17
5/8	320	14	59	21
3/4	380	14	68	22
7/8	550	16	78	27
1	700	16	87	31

Stainless Steel Screw Pin Anchor shackles

STS 샤클 BC

AISI 304 or AISI 316

Polished

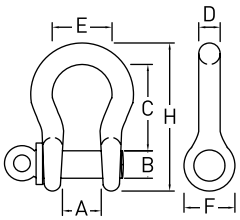

Size (in.)	WLL (t)	Weight each (kg)	Dimensions (mm)						
			A	B	C	D	E	F	H
3/16	0.2	0.20	9	6	22	4	15	14	37
1/4	0.3	0.04	12	8	28	6	19	15	46
5/16	0.5	0.08	13	9	31	7	21	19	53
3/8	0.7	0.14	16	11	36	9	26	23	63
1/2	1.3	0.26	20	16	48	12	33	30	83
5/8	2.0	0.55	27	19	60	16	43	38	106
3/4	2.9	1.02	32	22	71	19	50	45	126
7/8	3.9	1.60	36	25	84	22	58	53	148
1	5.0	2.00	42	28	95	25	68	60	166
1-1/8	6.0	3.14	46	31	108	29	74	68	189
1-1/4	7.5	4.38	51	35	119	32	82	76	209
1-1/2	10.0	7.80	60	41	146	39	98	92	254

Stainless Steel Screw Pin Chain shackles

STS 샤클 SC

AISI 304 or AISI 316

Polished

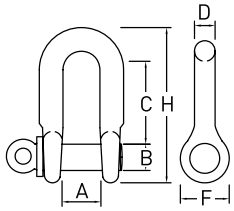

Size (in.)	WLL (t)	Weight each (kg)	Dimensions (mm)					
			A	B	C	D	F	H
1/4	0.3	0.03	12	7	15	6	15	40
5/16	0.5	0.07	13	9	19	7	19	48
3/8	0.7	0.13	16	11	23	9	23	58
1/2	1.3	0.23	20	16	30	12	30	77
5/8	2.0	0.51	27	19	38	16	38	95
3/4	2.9	0.93	31	22	46	19	46	115
7/8	3.9	1.27	36	25	53	22	53	135
1	5.0	1.87	43	28	60	25	60	150
1-1/8	6.0	2.95	46	31	68	28	68	172
1-1/4	7.5	4.00	51	35	76	31	76	190
1-1/2	10.0	7.24	60	41	92	38	92	230

Stainless Steel Bolt type Anchor shackles

STS 샤클 BB

AISI 304 or AISI 316

Polished

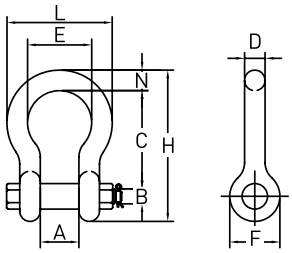

Size (in.)	WLL (t)	Weight each (kg)	Dimensions (mm)								
			A	B	C	D	E	F	H	L	N
3/16	0.3	0.03	10	6	22	5	15	14	37	25	5
1/4	0.5	0.05	12	8	29	6	20	15	47	33	6
5/16	0.8	0.10	13	10	31	8	21	19	53	37	8
3/8	1.0	0.15	17	11	37	10	26	23	63	45	10
7/16	1.5	0.22	19	13	43	11	29	27	74	52	11
1/2	2.0	0.36	21	16	48	13	33	30	83	59	13
5/8	3.3	0.76	27	20	60	16	43	38	106	75	18
3/4	4.8	1.23	32	23	71	19	51	46	126	89	21
7/8	6.5	1.79	37	26	84	22	58	53	148	102	25
1	8.5	2.57	43	29	95	25	68	60	167	119	27
1-1/8	9.5	3.75	46	32	108	29	74	68	190	131	32
1-1/4	12.0	5.31	52	36	119	33	83	76	210	146	35
1-3/8	13.5	7.18	57	39	133	36	92	84	233	162	38
1-1/2	17.0	8.62	60	42	146	39	99	92	254	175	41
1-3/4	25.0	15.38	73	52	178	47	127	106	313	224	57
2	35.0	23.70	83	58	197	53	146	122	347	258	61

Stainless Steel Wire Rope Thimbles, Extra heavy type

STS 씸블(H)

AISI 304 or AISI 316

Polished

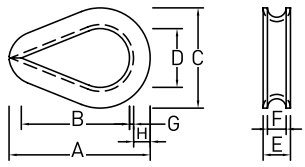

Size (in.)	Weight per each (g)	Dimensions (mm)							
		A	B	C	D	E	F	G	H
1/4	29	55	41	38	22	11	7	2	6
5/16	53	63	47	45	26	13	9	2	8
3/8	98	73	53	53	28	16	10	3	10
1/2	231	92	69	69	38	23	15	4	12
5/8	343	108	82	79	44	25	17	4	14
3/4	716	127	95	96	51	31	20	6	17
7/8	805	139	108	108	57	35	24	6	20
1	1,422	155	114	120	63	40	27	6	22

Stainless Steel Snap Hooks

STS 비나

AISI 304 or AISI 316

Polished

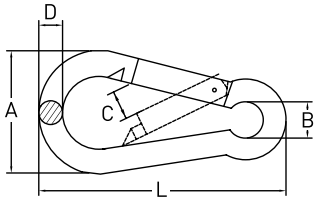

Size (mm)	WLL (kg)	Weight 100pcs (kg)	Dimensions (mm)				
			A	B	C	D	L
4	50	1.2	20	7	7	4	40
5	75	1.8	25	8	7	5	50
6	110	2.8	30	9	8	6	60
7	180	4.5	35	10	8	7	70
8	210	7.0	40	12	9	8	80
9	250	9.0	45	12	10	9	90
10	360	14.4	50	16	11	10	100
11	420	19.2	57	18	16	11	120
12	550	27.0	67	20	19	12	140
13	600	35.0	74	22	25	13	160

Stainless Steel Snap Hooks with Screw

STS 스크류비나

AISI 304 or AISI 316

Polished

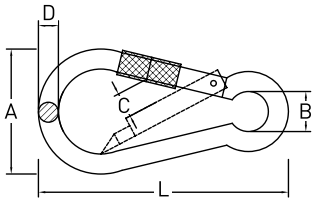

Size (mm)	WLL (kg)	Weight 100pcs (kg)	Dimensions (mm)				
			A	B	C	D	L
4	40	1.5	20	6	6	4	40
5	75	2.0	25	8	6	5	50
6	100	3.0	30	9	7	6	60
7	150	5.0	35	10	8	7	70
8	240	7.5	40	11	9	8	80
9	260	9.8	45	13	9	9	90
10	290	16.0	50	16	10	10	100
11	390	21.0	57	18	16	11	120
12	500	27.0	67	20	18	12	140
13	550	36.0	74	22	25	13	160
14	600	51.0	86	22	39	14	180

Stainless Steel Quick Links

STS 퀵링크

AISI 304 or AISI 316

Polished

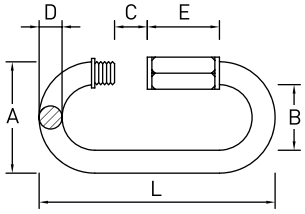

Size (mm)	WLL (kg)	Weight 100pcs (kg)	Dimensions (mm)					
			A	B	C	D	L	E
3.5	72	0.8	17	10	5	3.5	36	11
4	92	1.2	20	12	6	4	40	13
5	240	2.1	23	13	7	5	49	16
6	310	3.5	27	15	8	6	57	19
7	480	5.5	30	16	9	7	66	22
8	600	7.5	34	18	11	8	74	24
9	720	10.5	37	19	11	9	80	26
10	880	13.5	41	21	12	10	89	29
12	1,320	22.8	48	24	15	12	105	33

Stainless Steel Chain Swivels

STS 스위블, 싱글타입

AISI 304 or AISI 316

Polished

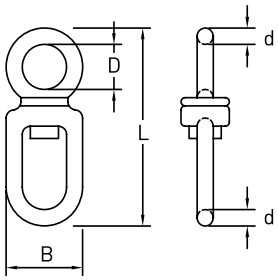

Size (mm)	Dimensions (mm)			
	d	L	B	D
5	5	60	21	13
6	6	65	23	15
8	8	90	35	20
9	9	105	40	23
10	10	115	44	24
13	13	154	57	32
16	16	188	71	39
19	19	231	84	41
22	22	254	95	47
25	25	295	115	63
32	32	345	144	80
38	38	389	154	86

Stainless Steel Regular Swivels

STS 스위블, 더블타입

AISI 304 or AISI 316

Polished

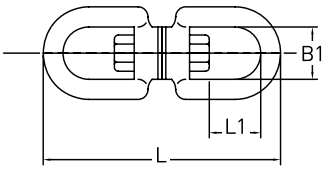

Size (mm)	WLL (t)	Weight each (g)	Dimensions (mm)		
			L	L1	B1
5	0.08	34	60	13	13
6	0.13	51	65	15	15
8	0.25	131	90	22	20
9	0.29	183	105	23	23
10	0.3	260	115	27	24
13	0.6	580	154	35	32
16	1.0	1,100	188	45	38
19	1.6	2,250	231	50	42
22	2.1	3,130	254	52	47
25	2.6	4,820	295	67	63
28	3.2	6,600	336	76	70
32	4.2	9,500	384	87	80

Stainless Steel Regular Swivels, Jaw & Jaw

STS 스위블, 더블JAW

AISI 304 or AISI 316

Polished

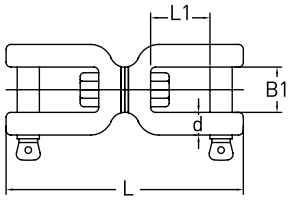

Size (mm)	WLL (t)	Weight each (g)	Dimensions (mm)			
			d	L	L1	B1
6	0.12	64	6	64	11	12
8	0.2	164	8	87	16	16
10	0.3	324	10	113	22	20
13	0.4	680	13	134	28	26
16	0.6	1,280	16	190	37	32
19	1.0	2,050	19	228	48	38
22	1.6	3,300	22	264	57	44

Stainless Steel Round Rings

STS 라운드링

AISI 304 or AISI 316

Polished

Size (mm)	Weight 100pcs (kg)	Size (mm)	Weight 100pcs (kg)
3 x 20	0.41	8 x 70	9.44
3 x 25	0.50	8 x 75	9.86
3 x 30	0.59	8 x 80	10.24
4 x 25	0.91	9 x 50	10.49
4 x 30	1.07	9 x 55	11.04
4 x 35	1.23	9 x 60	11.12
4 x 40	1.39	9 x 70	12.63
5 x 25	1.48	10 x 50	11.85
5 x 30	1.73	10 x 55	12.83
5 x 35	1.98	10 x 60	13.82
5 x 40	2.23	10 x 65	14.53
5 x 45	2.47	10 x 70	15.80
5 x 50	2.58	10 x 80	17.80
6 x 25	2.16	10 x 90	19.80
6 x 30	2.72	10 x 100	21.70
6 x 35	2.92	12 x 60	20.50
6 x 40	3.27	12 x 70	23.30
6 x 45	3.63	12 x 80	26.20
6 x 50	3.99	12 x 90	29.00
6 x 55	4.34	12 x 100	31.80
6 x 60	4.69	13 x 60	24.40
8 x 40	6.06	13 x 70	27.70
8 x 45	6.69	13 x 80	31.00
8 x 50	7.32	13 x 90	34.40
8 x 55	7.96	13 x 100	37.70
8 x 60	8.58	13 x 110	41.00
8 x 65	9.23	13 x 120	44.40

Stainless Steel Blocks with Hook

STS 도르래, 후크타입

AISI 304 or AISI 316

Polished

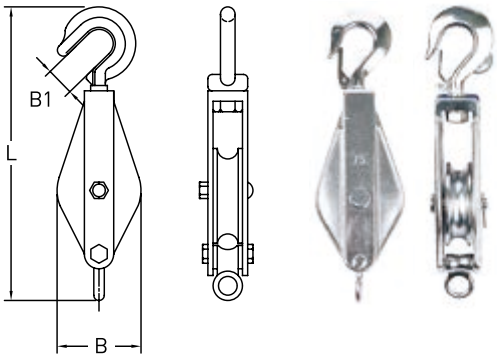

Size (mm)	Dimensions (mm)		
	B	B1	L
75	80	27	283
100	108	27	331
125	133	29	392

Stainless Steel Blocks with Eye

STS 도르래, 아이타입

AISI 304 or AISI 316

Polished

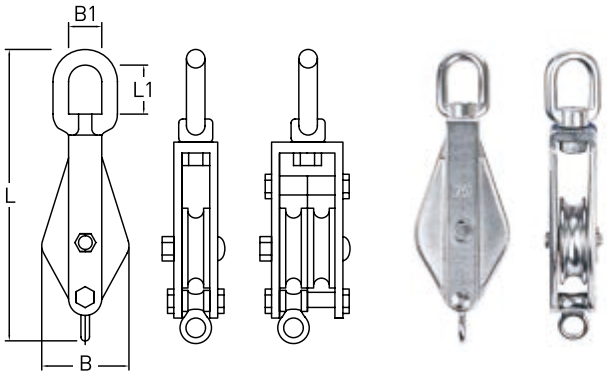

Size (mm)	Dimensions (mm)			
	B	B1	L	L1
75	80	25	256	38
100	108	31	315	45
125	133	38	373	58

Stainless Steel Wani Blocks

STS 와니블록

AISI 304 or AISI 316

Polished

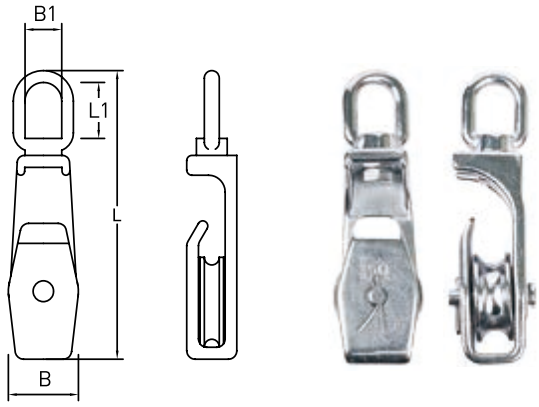

Size (mm)	Weight each (g)	Dimensions (mm)			
		L	L1	B	B1
50	1.0	170	30	52	22
75	2.3	230	39	78	25

Stainless Steel Big Wani Blocks

STS 용두블록

AISI 304 or AISI 316

Polished

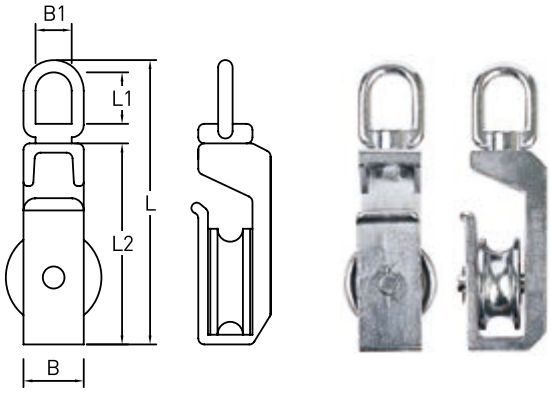

Size (mm)	Weight each (kg)	Dimensions (mm)				
		L	L1	L2	B	B1
75	2.6	238	42	164	50	30
100	4.2	291	53	201	60	36

Stainless Steel Pulley Blocks

STS 풀리블록

AISI 304 or AISI 316

Polished

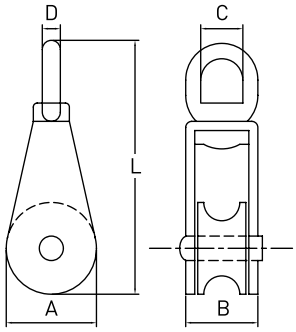

Size (mm)	WLL (kg)	Weight each (g)	Dimensions (mm)				
			A	B	C	D	L
25	170	125	30	24	14	6	83
32	200	167	36	24	14	6	96
50	300	400	54	28	20	8	130

Stainless Steel Samma Blocks

STS 삼마블록

AISI 304 or AISI 316

Polished

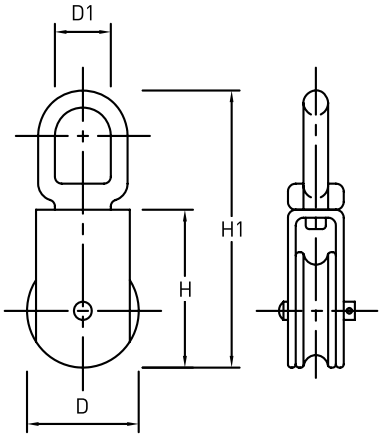

Size (mm)	Weight each (kg)	Dimensions (mm)			
		D	D1	H	H1
50	0.6	50	20	75	122
75	1.4	75	25	110	176
100	2.3	100	31	128	204

Stainless Steel Eye Hooks

STS 아이후크

AISI 304 or AISI 316

Polished

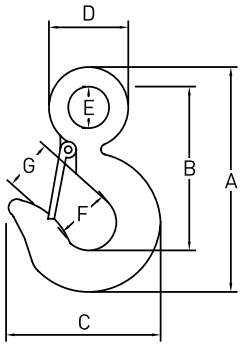

Size (t)	Dimensions (mm)						
	A	B	C	D	E	F	G
0.5	92	67	60	33	17	23	17
0.75	111	81	75	38	19	26	23
1	124	92	78	44	23	32	26
1.5	143	103	90	57	28	32	26
2	162	118	102	60	32	37	31
3	200	147	112	73	39	37	37

Stainless Steel Swivel Hooks

STS 스위블후크

AISI 304 or AISI 316

Polished

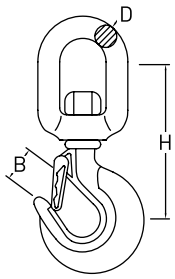

Size (mm)	PTL (t)	Weight per each (kg)	Dimensions (mm)		
			H	D	B
10	0.75	0.31	100	10	25
13	1.00	0.57	110	13	28
16	1.50	0.96	137	16	29

Stainless Steel Snap Eye Hooks

STS 스냅아이후크

AISI 304 or AISI 316

Polished

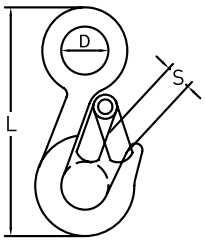

Size (t)	PTL (t)	Weight pereach (g)	Dimensions (mm)		
			D	S	L
0.2	0.2	110	20	23	96
0.3	0.3	160	20	24	105
0.5	0.5	260	28	27	114

Stainless Steel Fast Swivel Snap Hooks

STS 스냅스위블후크

AISI 304 or AISI 316

Polished

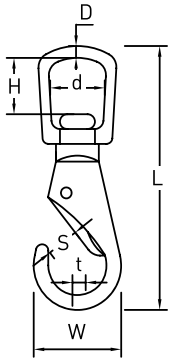

Size	Working Load (kg)	Weight per each (g)	Dimensions (mm)						
			D	L	W	S	H	d	t
#0	40	30	3	64	18	8	14	16	5
#1	50	60	5	85	30	10	19	21	7
#2	65	90	5	98	38	12	20	22	8
#3	85	150	7	118	46	14	23	23	10

Stainless Steel Eye Bolts (JIS)

STS 아이볼트

AISI 304 or AISI 316

Polished

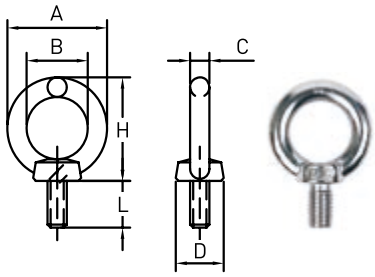

Size		WLL (kg)	Weight each (kg)	Dimensions (mm)					
in.	mm			A	B	C	D	H	L
1/4	6	60	0.02	26	16	6	14	27	14
5/16	8	80	0.03	32	20	6	16	33	15
3/8	10	150	0.06	41	25	8	20	41	18
1/2	12	220	0.12	50	30	10	25	51	22
5/8	16	450	0.22	60	35	12	30	60	27
3/4	20	630	0.39	72	40	16	35	71	30
7/8	22	760	0.56	81	44	19	40	84	35
1	24	950	0.80	90	50	20	45	90	38
1-1/4	30	1,500	1.56	110	60	25	60	110	45

Stainless Steel Eye Nuts (JIS)

STS 아이너트

AISI 304 or AISI 316

Polished

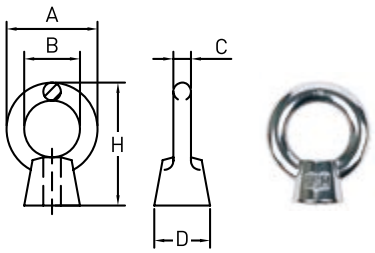

Size		WLL (kg)	Weight each (kg)	Dimensions (mm)				
in.	mm			A	B	C	D	H
1/4	6	60	0.02	26	16	6	14	27
5/16	8	80	0.03	32	20	6	16	33
3/8	10	150	0.06	41	25	8	20	41
1/2	12	220	0.12	50	30	10	25	51
5/8	16	450	0.22	60	35	12	30	60
3/4	20	630	0.39	72	40	16	35	71
7/8	22	760	0.56	81	44	19	40	84
1	24	950	0.80	90	50	20	45	90
1-1/4	30	1,500	1.56	110	60	25	60	110

Stainless Steel Chains

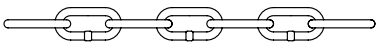

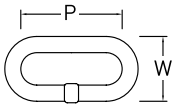

STS 체인

AISI 304 or AISI 316

Polished

Size (mm)	WLL (t)	Weight (kg/m)	Dimensions (mm)	
			P	W
3	0.06	0.2	20	11
4	0.1	0.3	22	16
5	0.2	0.4	24	18
6	0.3	0.6	27	22
7	0.3	0.9	31	26
8	0.5	1.1	35	30
9	0.6	1.5	39	33
12	1.0	3.0	38	42
15	1.7	5.0	45	53
16	1.9	5.1	53	55
19	2.7	7.8	58	63

Stainless Steel Welding Hooks

STS 용접후크

AISI 304 or AISI 316

Polished

Weld on deck plates to fix chains

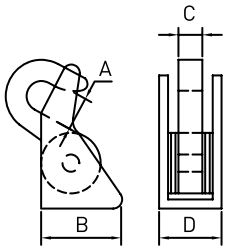

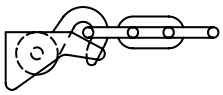

Size (mm)	Weight each (g)	Dimensions (mm)			
		A	B	C	D
8	125	15	30	8	21

G80 Alloy Chains

G80 로드체인

Alloy steel

Blackened, painted or zinc plated

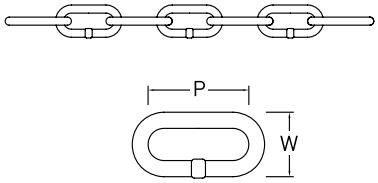

Size (mm)	WLL (t)	MBL (t)	Weight (kg/m)	Dimensions (mm)	
				P	W
6	1.1	4.6	0.8	18	22.2
7	1.5	6.2	1.1	21	25.9
8	2.0	8.1	1.4	24	29.6
10	3.2	12.7	2.2	30	37.0
13	5.3	21.4	3.8	39	48.1
16	8.0	32.5	5.7	48	59.2
18	10.0	41.1	7.3	54	66.6
20	12.5	50.8	9.0	60	74.0
22	15.0	61.4	10.9	66	81.4
26	21.2	85.8	15.2	78	96.2
32	31.5	130.3	23.0	96	118.0

G100 Alloy Chains

G100 로드체인

Alloy steel

Blackened, painted or zinc plated

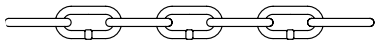

Size (mm)	WLL (t)	MBL (t)	Weight (kg/m)	Dimensions (mm)	
				P	W
6	1.4	5.7	0.9	18	22.0
7	1.9	7.7	1.2	21	25.0
8	2.5	10.1	1.5	24	29.0
10	4.0	15.7	2.4	30	36.0
13	6.7	26.5	4.1	39	47.0
16	10.0	40.2	6.2	48	58.0
19	14.0	56.7	8.9	57	69.0
22	19.0	76.0	11.8	66	79.0
26	26.5	100.6	16.1	78	94.0

Master Links

마스터링크

Alloy steel

Forged, quenched and tempered

Painted

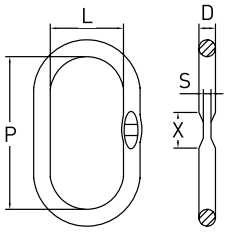

Chain Size (mm)	WLL (t)	Weight (kg/m)	Dimensions (mm)			
			D	P	L	S x X
6-7	2.3	0.34	13	110	60	10 x 30
8	3.5	0.53	17	110	60	14 x 25
10	5.0	0.92	19	135	75	14 x 35
13	7.6	1.60	23	160	90	17 x 35
16	9.6	2.46	27	180	100	20 x 46
18	11.8	4.14	33	200	110	26 x 46
20-22	25.1	6.22	36	260	140	-
26	30.8	12.82	45	340	180	-
32	40.0	16.55	50	350	190	-

Master Link Assembly

마스터링크 어셈블리

Alloy steel

Forged, quenched and tempered

Painted

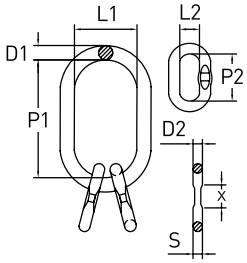

Chain Size (mm)	WLL (t)	Weight each (kg)	Dimensions (mm)						
			D1	P1	L1	D2	P2	L2	S x X
6-7	4.2	1.32	19	135	75	13	60	34	10 x 25
8	7.6	2.32	23	160	90	17	70	38	14 x 25
10	9.6	3.52	27	180	100	19	85	40	14 x 35
13	11.8	6.26	33	200	110	23	115	50	17 x 35
16	19.7	9.86	36	260	140	27	140	65	20 x 45
18	30.7	18.92	45	340	180	33	150	70	-
20	34.1	22.65	50	350	190	33	150	70	-
22	40.0	25.19	50	350	190	36	170	75	-
26	54.0	38.01	60	400	200	40	170	80	-
32	76.0	66.60	70	460	250	50	200	100	-

Connecting Links

KWB

연결링크

Alloy steel

Forged, quenched and tempered

Painted

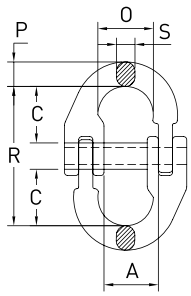

Chain Size (mm)	WLL (t)	Weight each (kg)	Dimensions (mm)					
			A	C	O	R	P	S
6	1.1	0.06	14	18	18	44	7	7
7	1.5	0.12	16	20	20	51	10	9
8	2.0	0.18	18	25	23	61	11	10
10	3.2	0.33	23	30	27	72	12	12
13	5.3	0.70	27	36	34	88	19	16
16	8.0	1.14	33	40	39	103	21	21
18-20	12.5	2.10	41	48	47	115	26	24
22	15.0	2.20	49	51	55	133	29	26
26	21.2	5.10	61	68	67	164	32	30
32	31.5	8.50	80	80	86	194	40	32

Clevis Grab hooks

CG후크

Alloy steel

Forged, quenched and tempered

Painted

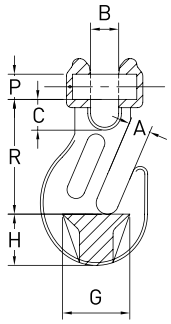

Chain Size (mm)	WLL (t)	Weight each (kg)	Dimensions (mm)						
			A	B	C	P	R	G	H
6	1.1	0.20	8	8	9	7	42	15	16
7-8	2.0	0.27	10	9	10	9	50	30	24
10	3.2	0.75	13	13	14	13	72	44	31
13	5.3	1.35	17	17	17	16	88	53	38
16	8.0	2.30	20	21	20	21	102	64	44
20	12.5	4.10	23	23	24	24	117	85	53
22	15.0	5.65	27	27	26	26	139	97	62

Clevis Sling Hooks

CS후크

Alloy steel

Forged, quenched and tempered

Painted

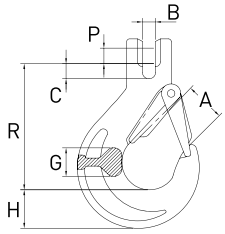

Chain Size (mm)	WLL (t)	Weight each (kg)	Dimensions (mm)						
			A	B	C	G	H	P	R
6	1.1	0.20	19	7	8	15	20	7	69
7-8	2.0	0.60	26	10	10	19	28	9	95
10	3.2	1.10	31	12	14	25	34	12	109
13	5.3	2.00	39	15	17	34	41	16	136
16	8.0	3.50	45	18	22	37	49	20	155
20	12.5	5.00	53	23	26	51	53	24	183
22	15.0	12.10	62	24	30	50	62	27	213

Eye Self Locking Hooks

아이안전후크

Alloy steel

Forged, quenched and tempered

Painted

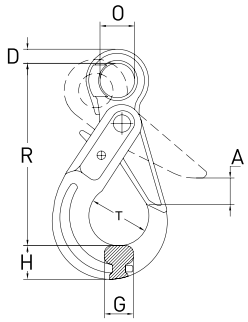

Chain Size (mm)	WLL (t)	Weight each (kg)	Dimensions (mm)						
			A	D	O	R	T	G	H
6	1.1	0.50	28	11	21	110	35	16	20
7-8	2.0	0.90	34	12	27	136	43	20	26
10	3.2	1.50	45	15	34	169	56	25	30
13	5.3	2.70	52	20	40	205	69	34	40
16	8.0	5.70	60	27	50	251	80	35	50
18-20	12.5	7.90	70	30	60	290	90	50	62
22	15.0	11.20	81	32	70	322	100	52	65

Clevis Self Locking Hooks

크레비스안전후크

Alloy steel

Forged, quenched and tempered

Painted

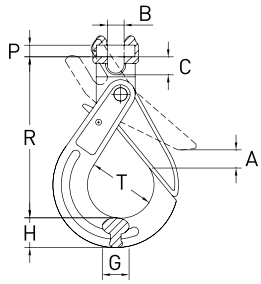

Chain Size (mm)	WLL (t)	Weight each (kg)	Dimensions (mm)							
			A	B	C	P	R	T	G	H
6	1.1	0.50	28	7	8	7	94	35	16	20
7-8	2.0	0.90	34	9	10	9	123	43	20	26
10	3.2	1.60	45	12	14	13	144	56	25	30
13	5.3	2.90	52	15	17	16	180	69	34	40
16	8.0	5.80	60	18	21	21	217	80	35	50

Swivel Self Locking Hooks

KWB

스위블안전후크

Alloy steel

Forged, quenched and tempered

Painted

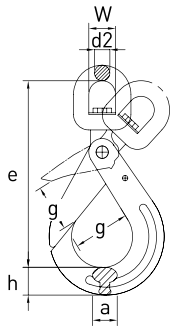

Chain Size (mm)	WLL (t)	Weight each (kg)	Dimensions (mm)					
			e	h	d2	w	a	g
6	1.1	0.60	160	20	13	35	16	28
7-8	2.0	1.10	181	26	13	35	23	34
10	3.2	2.00	218	30	16	42	25	45
13	5.3	4.00	269	40	20	49	34	52
16	8.0	6.80	319	50	24	60	35	60

Foundry Hooks

파운드리후크

Alloy steel

Forged, quenched and tempered

Painted

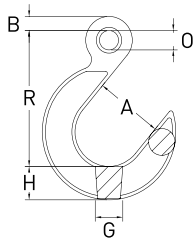

Chain Size (mm)	WLL (t)	Weight each (kg)	Dimensions (mm)					
			A	B	O	R	G	H
7-8	2.0	1.14	64	14	18	123	26	31
10	3.2	1.77	78	16	22	149	32	36
13	5.3	2.82	89	19	27	174	39	43
16	8.0	5.03	102	22	47	224	46	50
18-20	12.5	7.60	114	28	56	260	54	61
22	15.0	13.78	127	32	47	265	65	69
26	21.2	19.21	136	34	54	305	72	80
32	31.5	24.80	165	37	60	327	83	95

G80 Alloy Chains

FEC CHAIN

로드체인

Alloy steel

Heat treated

Black rust preventative coating

Proof tested at 2 times the working load limit with certification

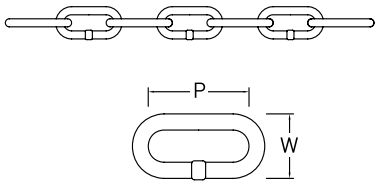

Size (mm)	WLL (t)	MBL (t)	Weight (kg/m)	Dimensions (mm)	
				P	W
6.3	1.3	5.0	0.9	19	20.9
7.1	1.6	6.3	1.1	21	23.6
7.9	2.0	8.0	1.4	23	25.9
8	2.0	8.0	1.3	24	26.6
9	2.5	10.0	1.8	27	31.3
9.5	2.8	11.3	2.0	28	31.6
10	3.2	12.8	2.2	30	33.2
11.2	4.0	16.0	2.6	34	37.5

Tie Down Chains

낙줄

Zinc plated, painted or blackened

Chains with clevis/eye grab hooks on both,

but one bent hook for 7.1mm x 28m

Size (mm)	Length (m)	Proof Load (t)	Grade	Hook
7.1	2.8	4.5	G100	One bent hook
10	4.5	8.1	G80	Both grab hooks
10	6	8.1	G80	Both grab hooks
13	6	12.2	G80	Both grab hooks

Karabiners

카라비나

Screw lock system helps prevent the Karabiner snagging during maneuvers

Not to be used for professional climbing

Model	Max. opening	Weight	Material
K300	21mm	0.18kg	Steel
K500	22mm	0.08kg	Aluminum
K600	20mm	0.08kg	Aluminum

Eye Hooks

아이후크

Forged alloy steel, high strength and good ductility

Only for general hoist, not for overhead lifting

Model	Eye dia.	Opening	WLL	Weight
H-5000BH	24.5mm	39mm	1T	0.45kg
H-1000T	23mm	63mm	1T	0.59kg
H-1500TH	16.8mm	18mm	1.5T	0.25kg
H-6500T	20.5mm	43mm	1.7T	0.43kg
H-6800TH	20.5mm	30mm	2T	0.51kg
H-3200L	30mm	59mm	3.2T	0.84kg
H-3800L	30mm	76mm	3.8T	1.24kg

Swivel Joints

원통스위블

High-grade alloy steel

Designed for low starting torque and high rotation speed

Model	Breaking load	Weight
HGS-750	1.2T	0.07kg
HGS-1500	2.5T	0.20kg
HGS-3000	3T	0.35kg
HGS-5000	7.2T	0.60kg
S-32	9T	0.50kg
S-36	12T	0.80kg
S-42	20T	1.15kg

Pulling Grips, KG type

스타킹 KG타입

For heavy duty of cable

Collocate with swivel for stronger rotating

Double weave, rotating-eye pulling grip



Model	Cable dia.	Breaking load	Mesh length	Rotation eye
KG-050A	10-15mm	2540kg	300mm	
KG-062A	15-18mm	3080kg	500mm	
KG-075M	18-25mm	3080kg	550mm	
KG-100P	25-37mm	5810kg	850mm	1-3/8
KG-150P	37-50mm	7440kg	900mm	1-3/8
KG-200P	50-63mm	12340kg	900mm	1-5/8
KG-250P	63-75mm	14970kg	950mm	1-7/8

Pulling Grips, TG type

스타킹 TG타입

For medium load of cable

Double weave, flexible eye pulling grip

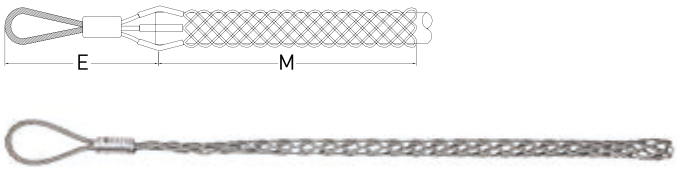

Model	Cable dia.	Breaking load	Mesh length	Rotation eye
TG-050-24	10-15mm	2040kg	200mm	300mm
TG-062-24	15-18mm	2540kg	200mm	500mm
TG-075-24	18-25mm	3080kg	230mm	550mm
TG-100-24	25-37mm	4350kg	230mm	600mm
TG-150-24	37-50mm	7440kg	280mm	650mm
TG-200-24	50-63mm	8390kg	300mm	700mm

Shape Steel Lifting Clamps

H빔하카

High quality carbon steel

Suitable for lifting and transport of steel plates, construction and profiled bar in horizontal position

Avoid snatch or shock loading

In lifting operations the clamps can be used in pairs or multiples

Main body and parts are made from die-forge special alloy steels, which are optimally tempered for maximum strength and durability

Model	Opening	WLL	Weight
HLC 1	1-14mm	1T	1.6kg
HLC 2S	3-22mm	2T	3.7kg
HLC 3S	12-35mm	3T	8.1kg

Steel Plate Lifting Clamps

철판하카

High quality carbon steel

Suitable for the firm straight plate lifting

Avoid snatch or shock loading

In lifting operations the clamps can be used in pairs or multiples

Main body and parts are made from die-forge special alloy steels, which are optimally tempered for maximum strength and durability

Model	Opening	WLL	Weight
E1	0-20mm	1T	3.6kg
E2	0-30mm	2T	4.6kg
E3	0-30mm	3T	6.0kg
E5	5-45mm	5T	15.0kg

Wooden Board Clamps

우드빔크램프

For pulling loaded pallets, heavy crates

Be picked up with forklift truck

Variable jaw width grabs pallet securely and automatically releases

Model	Opening	WLL	Weight
W-1.5T	130mm	1.5T	6.5kg
W-2T	170mm	2T	9.0kg

Ratchet Pullers with Wire Grips

전선바이스

Ideal for cable pulling, towing, and other loading work.

Heavy duty steel safety hook and grip

Hook and grip are easily removed to attach accessories

Model	Opening	WLL	Weight
1000S	5mm	1T	4.3kg
1500S	6mm	1.5T	5.6kg

Wire Grips

전선그립

For copper cable, covered conductor, steel rod, and messenger wire

Due to its instant release system, the grips can be inserted or removed from a wire with ease

The grips have large eye openings that are compatible with standard hooks and easily attach to all model pullers

Model	WLL	Min. cable dia.	Max. cable dia.	Weight
SD-L-1000C	1T	2.6mm	15mm	0.7kg
S-2000CL	2T	4mm	22mm	1.4kg
S-3000CL	3T	16mm	32mm	2.8kg

Trailer Winches

JUNKUANG

핸드윈치 일반 타입 / 핸드윈치 브레이크 타입

Ideal for raising or lowering boats, sailboat keels, grain augers and more

Solid ratchet type gearing for dependable performance

Size	Gear ratio	Remark
600lbs	3:1	General type
850lbs	3:1	General type
1200lbs	4:1	General type / Brake Device type
1600lbs	4:1	General type
2000lbs	4:1	General type / Brake Device type (Dual)
2500lbs	5:1	General type

Hand Pullers

핸드풀러

Comfortable hand grip

Heavy duty steel stamped latch gears

Heat treated bolts

Model	Weight
SD-L-1000C	0.7kg
S-2000CL	1.4kg
S-3000CL	2.8kg

Steel Wire Cutter

와이어절단기

Heat treated blades

Spring loaded handle

Ideal cutter for both soft and hard steel cable or wire rope

Ferrules

페룰(대만산)

Aluminum ferrules manufactured

as per EN13411-3 standard

Seamless tube

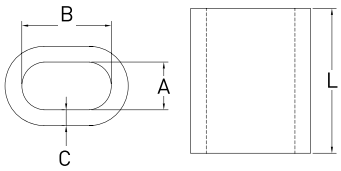

Size (mm)	Weight 1000pcs (kg)	Dimensions (mm)			
		A	B	C	L
1	0.1	1.2	2.4	0.7	5
1.5	0.2	1.7	3.4	0.8	6
2	0.4	2.2	4.4	0.9	7
2.5	0.5	2.7	5.4	1.1	9
3	0.8	3.3	6.6	1.3	11
3.5	1.3	3.8	7.6	1.5	13
4	1.8	4.4	8.8	1.7	14
4.5	2.6	4.9	9.8	1.9	16
5	3.6	5.5	11.0	2.1	18
6	5.9	6.6	13.2	2.5	21
6.5	7.6	7.2	14.4	2.7	23
7	9.5	7.8	15.6	2.9	25
8	13.7	8.8	17.6	3.3	28
9	19.8	9.9	19.8	3.7	32
10	26.4	10.9	21.8	4.1	35
11	35.8	12.1	24.2	4.5	39
12	45.8	13.2	26.4	4.9	42
13	59.7	14.2	28.4	5.4	46
14	73.5	15.3	30.6	5.8	49
16	111	17.5	35	6.7	56
18	156	19.6	39.2	7.6	63
20	217	21.7	43.4	8.4	70
22	292	24.3	48.6	9.2	77
24	376	26.4	52.8	10	84
26	481	28.5	57	10.9	91
28	603	31	62	11.7	98
30	739	33.1	66.2	12.5	105
32	897	35.2	70.4	13.4	112
34	1,077	37.8	75.6	14.2	119
36	1,275	39.8	79.6	15	126
38	1,503	41.9	83.8	15.8	133
40	1,734	44	88	16.6	140
42	2,024	46.2	92.4	17.5	147
44	2,314	48.4	96.8	18.3	154
46	2,662	50.6	101.2	19.2	161
48	3,010	52.8	105.6	20	168
50	3,412	55	110	20.8	175

Inside of CHOSEOK

1. Warehouse in the Main BLDG
2. Warehouse A
3. Warehouse B
4. Warehouse C


4


4

WIRE ROPE
CHAIN
& RIGGING
HARDWARE

초석강재(주)

CHOSEOK STEEL CO.,LTD

경기도 안산시 상록구 산신길 12
12, Sansin-gil, Sangrok-gu, Ansan-si, Gyeonggi-do, Korea
TEL 02-2687-8474 **FAX** 02-2687-8480
E-mail choseoksteel@choseok.com
Homepage www.choseok.com